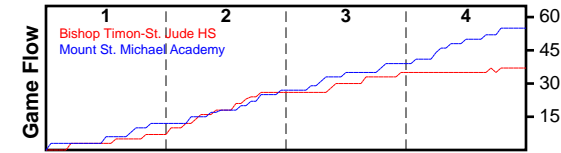


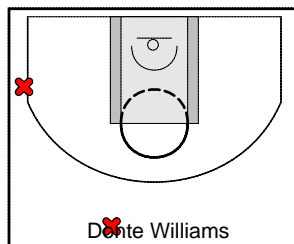
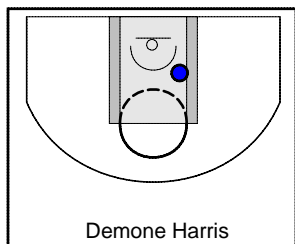
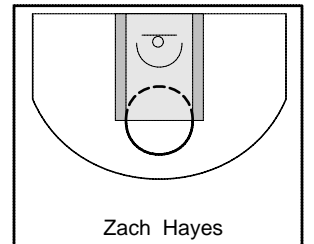
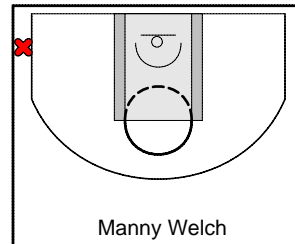
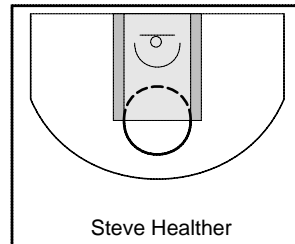
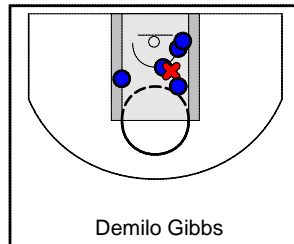
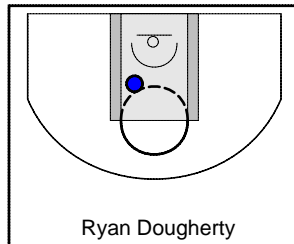
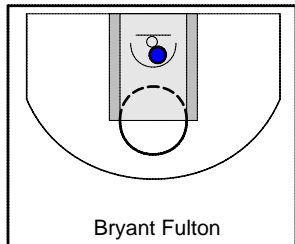
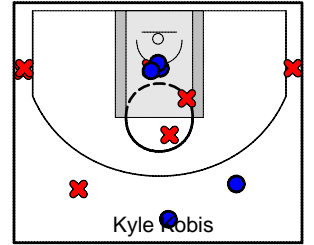

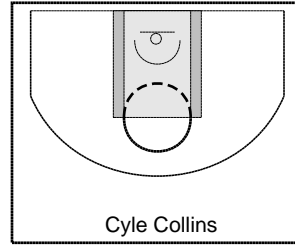
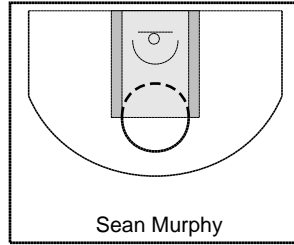
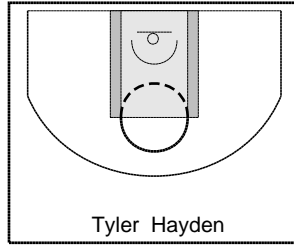
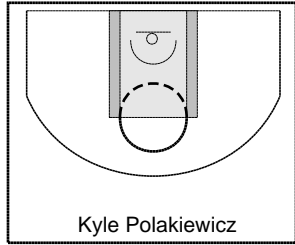
Bishop Timon-St. Jude HS

12/29/11 Bishop Timon-St. Jude HS at Mount St. Michael Academy

	1	2	3	4	T
Bishop Timon-St.	7	19	9	2	37
Mount St. Michael	12	15	12	16	55



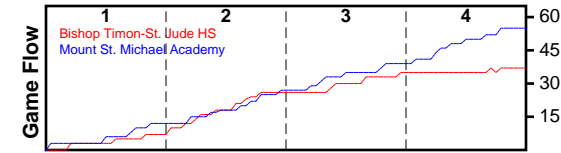
#	Name	G	MIN	FGM	FGA	FG%	2PM	2PA	2P%	3PM	3PA	3P%	FTM	FTA	FT%	OREB	DREB	REB	AST	STL	BLK	DEF	TO	PF	CHG	PM	PTS
44	Kyle Polakiewicz	0	0	0	0	0.000	0	0	0.000	0	0	0.000	0	0	0.000	0	0	0	0	0	0	0	0	0	0	0	0
21	Tyler Hayden	0	0	0	0	0.000	0	0	0.000	0	0	0.000	0	0	0.000	0	0	0	0	0	0	0	0	0	0	0	0
20	Sean Murphy	0	0	0	0	0.000	0	0	0.000	0	0	0.000	0	0	0.000	0	0	0	0	0	0	0	0	0	0	0	0
3	Cyle Collins	0	0	0	0	0.000	0	0	0.000	0	0	0.000	0	0	0.000	0	0	0	0	0	0	0	0	0	0	0	0
1	Jordan Williams	1	31	2	11	0.182	0	4	0.000	2	7	0.286	0	0	0.000	1	0	1	2	2	0	0	6	2	0	-18	6
2	Kyle Kobis	1	29	5	12	0.417	3	6	0.500	2	6	0.333	2	2	1.000	0	5	5	3	0	0	0	6	3	0	-15	14
11	Bryant Fulton	1	30	1	1	1.000	1	1	1.000	0	0	0.000	0	0	0.000	1	6	7	3	1	0	0	5	2	0	-14	2
15	Ryan Dougherty	1	32	1	1	1.000	1	1	1.000	0	0	0.000	1	1	1.000	0	5	5	1	0	0	0	1	1	0	-18	3
31	Demilo Gibbs	1	25	5	6	0.833	5	6	0.833	0	0	0.000	0	2	0.000	2	3	5	0	0	0	0	3	0	0	-13	10
12	Steve Healther	0	0	0	0	0.000	0	0	0.000	0	0	0.000	0	0	0.000	0	0	0	0	0	0	0	0	0	0	0	0
5	Manny Welch	1	4	0	1	0.000	0	0	0.000	0	1	0.000	0	0	0.000	0	0	0	0	0	0	0	0	0	0	-6	0
24	Zach Hayes	1	2	0	0	0.000	0	0	0.000	0	0	0.000	0	0	0.000	0	0	0	0	0	0	0	0	0	0	0	0
25	Demone Harris	1	8	1	1	1.000	1	1	1.000	0	0	0.000	0	0	0.000	1	1	2	0	0	0	0	1	2	0	-5	2
22	Donte Williams	1	3	0	2	0.000	0	0	0.000	0	2	0.000	0	0	0.000	0	1	1	0	0	0	0	0	0	0	-1	0
TOTALS		1	32	15	35	0.429	11	19	0.579	4	16	0.250	3	5	0.600	5	21	26	9	3	0	0	19	13	0	-18	37



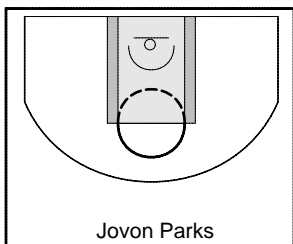
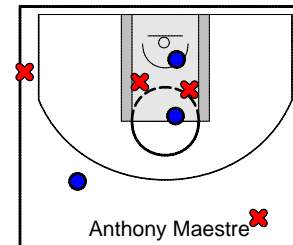
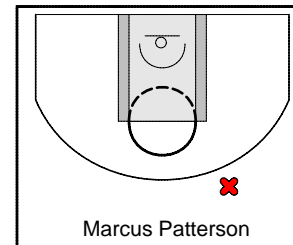
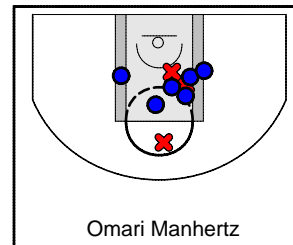
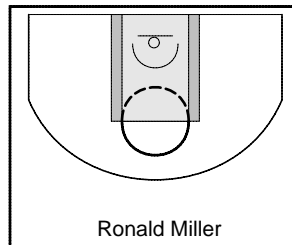
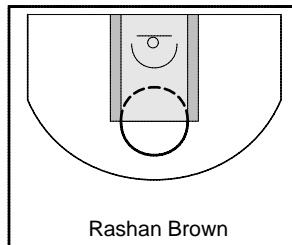
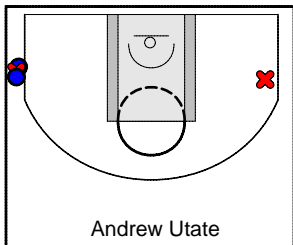
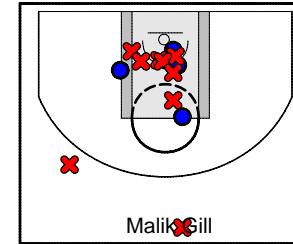
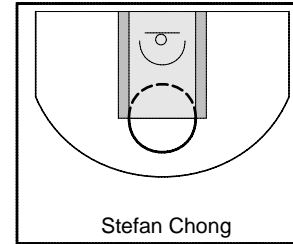
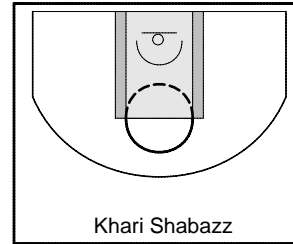
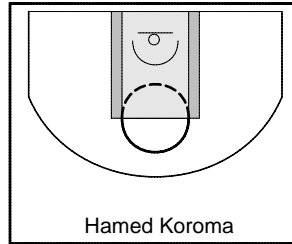
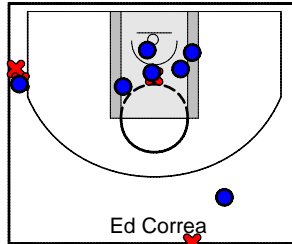
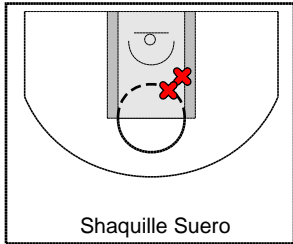
Mount St. Michael Academy

12/29/11 Bishop Timon-St. Jude HS at Mount St. Michael Academy

	1	2	3	4	T
Bishop Timon-St.	7	19	9	2	37
Mount St. Michael	12	15	12	16	55



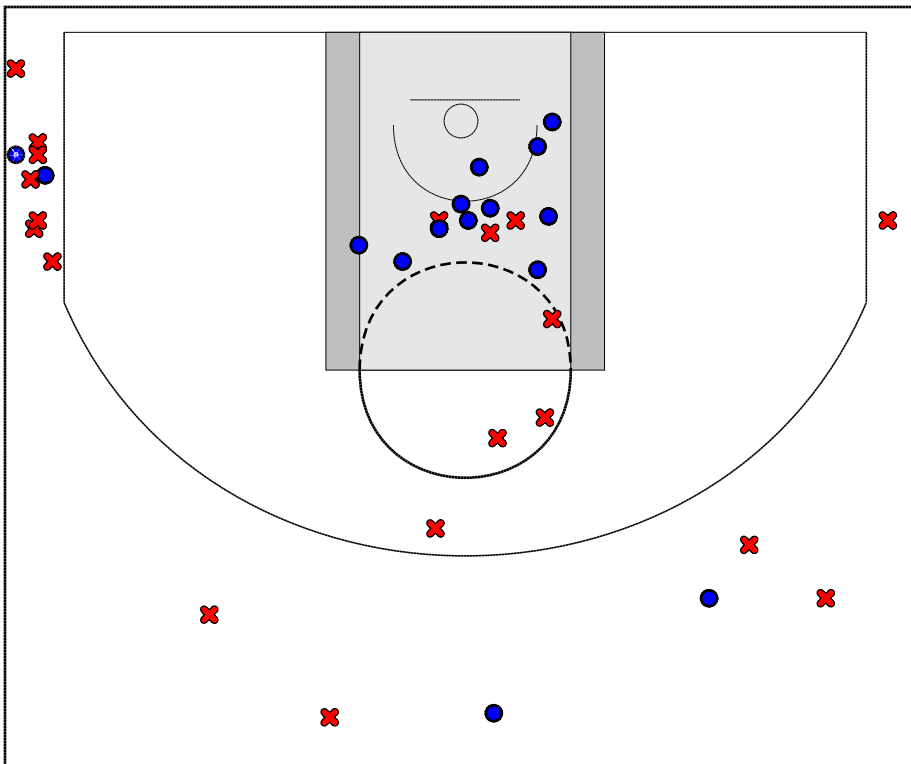
#	Name	G	MIN	FGM	FGA	FG%	2PM	2PA	2P%	3PM	3PA	3P%	FTM	FTA	FT%	OREB	DREB	REB	AST	STL	BLK	DEF	TO	PF	CHG	PM	PTS
25	Shaquille Suero	1	17	0	2	0.000	0	2	0.000	0	0	0.000	0	0	0.000	1	1	2	0	0	0	0	1	0	0	17	0
21	Ed Correa	1	31	8	12	0.667	6	7	0.857	2	5	0.400	2	3	0.667	1	1	2	0	0	0	0	1	0	0	15	20
5	Hamed Koroma	1	2	0	0	0.000	0	0	0.000	0	0	0.000	0	0	0.000	0	0	0	0	0	0	0	0	0	0	0	0
13	Khari Shabazz	1	2	0	0	0.000	0	0	0.000	0	0	0.000	0	0	0.000	0	0	0	0	0	0	0	0	0	0	0	0
22	Stefan Chong	1	3	0	0	0.000	0	0	0.000	0	0	0.000	0	0	0.000	0	0	0	0	0	0	0	0	0	0	1	0
10	Malik Gill	1	29	4	13	0.308	4	11	0.364	0	2	0.000	1	3	0.333	0	2	2	5	4	0	0	3	2	1	21	9
14	Andrew Utate	1	16	2	4	0.500	0	1	0.000	2	3	0.667	0	0	0.000	1	0	1	0	2	0	0	1	2	1	1	6
23	Rashan Brown	0	0	0	0	0.000	0	0	0.000	0	0	0.000	0	0	0.000	0	0	0	0	0	0	0	0	0	0	0	0
11	Ronald Miller	1	2	0	0	0.000	0	0	0.000	0	0	0.000	0	0	0.000	0	0	0	0	0	0	0	0	0	0	0	0
20	Omari Manhertz	1	30	6	9	0.667	6	9	0.667	0	0	0.000	1	2	0.500	2	7	9	0	1	1	0	0	1	0	17	13
15	Marcus Patterson	1	2	0	1	0.000	0	0	0.000	0	1	0.000	0	0	0.000	0	0	0	0	0	0	0	0	0	0	0	0
4	Anthony Maestre	1	31	3	7	0.429	2	4	0.500	1	3	0.333	0	0	0.000	0	1	1	1	2	0	0	2	2	0	18	7
12	Jovon Parks	0	0	0	0	0.000	0	0	0.000	0	0	0.000	0	0	0.000	0	0	0	0	0	0	0	0	0	0	0	0
	TOTALS	1	32	23	48	0.479	18	34	0.529	5	14	0.357	4	8	0.500	5	12	17	6	9	1	0	8	7	2	18	55



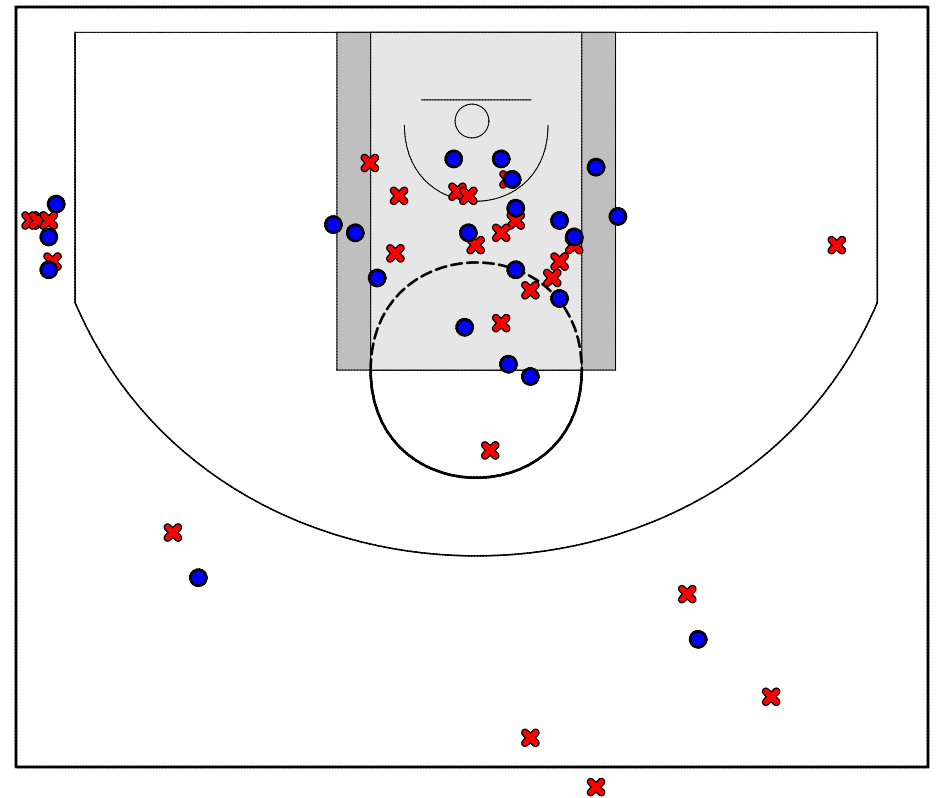
Game Summary Comparison

Statistic	Bishop Timon-St. Jude HS	Mount St. Michael Academy
Points	37	55
<i>Field Goals</i>	15 / 35	23 / 48
<i>2 Point</i>	11 / 19	18 / 34
<i>3 Point</i>	4 / 16	5 / 14
<i>Free Throws</i>	3 / 5	4 / 8
Assists	9	6
Rebounds	26	17
<i>Offensive</i>	5	5
<i>Defensive</i>	21	12
Blocks	0	1
Steals	3	9
Deflections	0	0
Turnovers	19	8
Charges Taken	0	2
Personal Fouls	13	7

Bishop Timon-St. Jude HS



Mount St. Michael Academy



Bishop Timon-St. Jude HS Turnovers

Period	Clock	Player	Turnover Type
1st Period	6:53	#2 Kyle Kobis	Out of Bounds
1st Period	4:35	#11 Bryant Fulton	Traveling
1st Period	2:32	#1 Jordan Williams	Out of Bounds
2nd Period	5:37	#11 Bryant Fulton	Steal
2nd Period	5:13	#2 Kyle Kobis	Traveling
2nd Period	0:52	#2 Kyle Kobis	Out of Bounds
3rd Period	7:22	#1 Jordan Williams	Steal
3rd Period	7:00	#1 Jordan Williams	Steal
3rd Period	5:14	#11 Bryant Fulton	Out of Bounds
4th Period	7:53	#1 Jordan Williams	Out of Bounds
4th Period	6:53	#1 Jordan Williams	Traveling
4th Period	6:13	#11 Bryant Fulton	Traveling
4th Period	2:22	#25 Demone Harris	Out of Bounds

Bishop Timon-St. Jude HS Fouls

Period	Clock	Player	Foul
1st Period	5:15	#31 Demilo Gibbs	Holding (Def)
1st Period	4:15	#31 Demilo Gibbs	Holding (Def)
1st Period	2:52	#11 Bryant Fulton	Charging (Off)
2nd Period	6:20	#2 Kyle Kobis	Blocking (Def)
2nd Period	4:47	#11 Bryant Fulton	Pushing (Def)
2nd Period	4:02	#25 Demone Harris	Holding (Def)
2nd Period	3:48	#2 Kyle Kobis	Pushing (Off)
3rd Period	5:30	#1 Jordan Williams	Blocking (Def)
3rd Period	3:43	#2 Kyle Kobis	Charging (Off)
3rd Period	1:37	#31 Demilo Gibbs	Pushing (Off)
3rd Period	0:43	#1 Jordan Williams	Holding (Def)
4th Period	7:16	#15 Ryan Dougherty	Blocking (Def)
4th Period	3:44	#25 Demone Harris	Pushing (Def)

Mount St. Michael Academy Turnovers

Period	Clock	Player	Turnover Type
1st Period	7:35	#10 Malik Gill	Steal
1st Period	6:33	#14 Andrew Utate	Steal
1st Period	0:32	#10 Malik Gill	Steal
2nd Period	1:56	#4 Anthony Maestre	Steal
2nd Period	0:57	#25 Shaquille Suero	Out of Bounds
3rd Period	5:57	#14 Andrew Utate	Steal
3rd Period	5:53	#14 Andrew Utate	Traveling
3rd Period	3:24	#4 Anthony Maestre	Out of Bounds
3rd Period	3:04	#20 Omari Manhertz	Steal
3rd Period	2:56	#21 Ed Correa	Double Dribble
3rd Period	0:44	#10 Malik Gill	Steal
4th Period	5:30	#10 Malik Gill	Steal
4th Period	2:39	#4 Anthony Maestre	Steal
4th Period	2:14	#10 Malik Gill	Palming

Mount St. Michael Academy Fouls

Period	Clock	Player	Foul
2nd Period	2:27	#14 Andrew Utate	Blocking (Def)
2nd Period	1:01	#20 Omari Manhertz	Holding (Def)
3rd Period	5:37	#14 Andrew Utate	Pushing (Def)
3rd Period	4:26	#4 Anthony Maestre	Reaching in (Def)
4th Period	7:00	#10 Malik Gill	Pushing (Def)
4th Period	4:30	#4 Anthony Maestre	Blocking (Def)
4th Period	4:26	#10 Malik Gill	Pushing (Def)