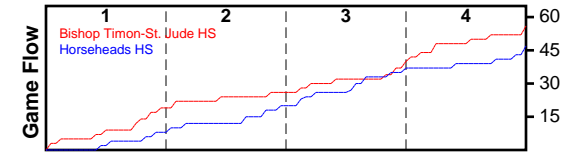


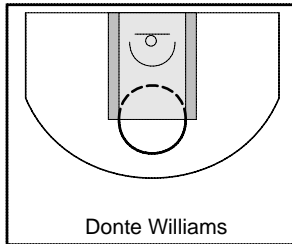
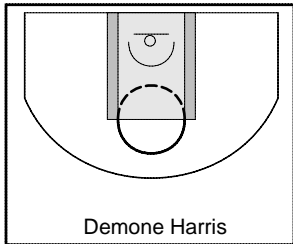
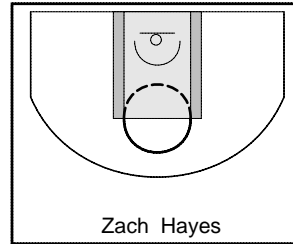
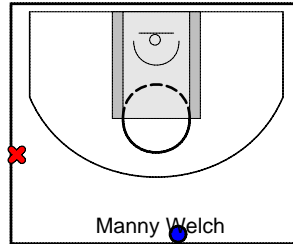
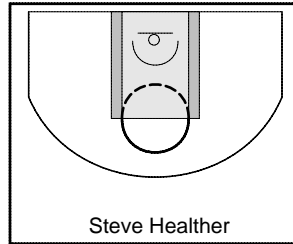
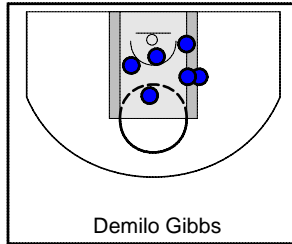
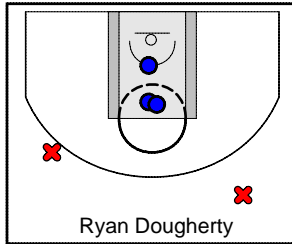
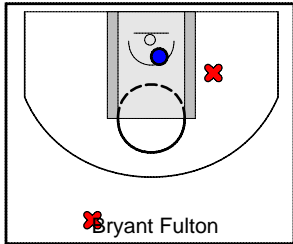
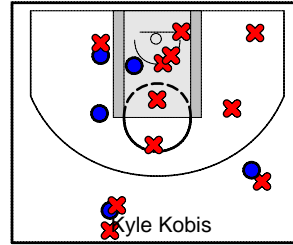

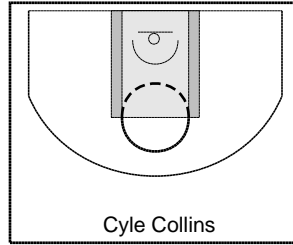
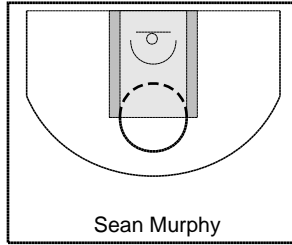
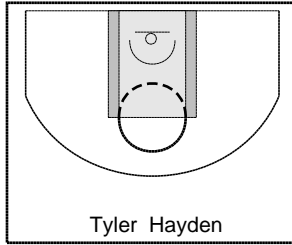

Bishop Timon-St. Jude HS

12/27/11 Bishop Timon-St. Jude HS at Horseheads HS

	1	2	3	4	T
Bishop Timon-St.	19	7	11	19	56
Horseheads HS	8	12	15	12	47



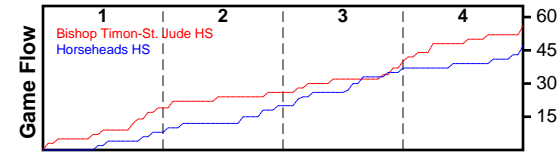
#	Name	G	MIN	FGM	FGA	FG%	2PM	2PA	2P%	3PM	3PA	3P%	FTM	FTA	FT%	OREB	DREB	REB	AST	STL	BLK	DEF	TO	PF	CHG	PM	PTS
44	Kyle Polakiewicz	0	0	0	0	0.000	0	0	0.000	0	0	0.000	0	0	0.000	0	0	0	0	0	0	0	0	0	0	0	0
21	Tyler Hayden	0	0	0	0	0.000	0	0	0.000	0	0	0.000	0	0	0.000	0	0	0	0	0	0	0	0	0	0	0	0
20	Sean Murphy	0	0	0	0	0.000	0	0	0.000	0	0	0.000	0	0	0.000	0	0	0	0	0	0	0	0	0	0	0	0
3	Cyle Collins	0	0	0	0	0.000	0	0	0.000	0	0	0.000	0	0	0.000	0	0	0	0	0	0	0	0	0	0	0	0
1	Jordan Williams	1	31	8	15	0.533	5	9	0.556	3	6	0.500	4	7	0.571	2	1	3	1	4	0	0	2	1	0	11	23
2	Kyle Kobis	1	32	5	16	0.312	3	10	0.300	2	6	0.333	2	4	0.500	0	3	3	0	1	0	0	0	0	0	15	14
11	Bryant Fulton	1	29	1	3	0.333	1	2	0.500	0	1	0.000	0	0	0.000	0	4	4	3	2	0	0	2	3	0	16	2
15	Ryan Dougherty	1	26	3	6	0.500	3	4	0.750	0	2	0.000	0	0	0.000	4	4	8	0	0	0	0	3	1	0	14	6
31	Demilo Gibbs	1	19	4	5	0.800	4	5	0.800	0	0	0.000	0	2	0.000	0	2	2	1	0	2	0	1	3	0	13	8
12	Steve Healther	0	0	0	0	0.000	0	0	0.000	0	0	0.000	0	0	0.000	0	0	0	0	0	0	0	0	0	0	0	0
5	Manny Welch	1	12	1	2	0.500	0	0	0.000	1	2	0.500	0	0	0.000	0	0	0	0	0	0	0	1	0	0	-6	3
24	Zach Hayes	1	2	0	0	0.000	0	0	0.000	0	0	0.000	0	0	0.000	0	0	0	0	0	0	0	0	0	0	2	0
25	Demone Harris	1	11	0	0	0.000	0	0	0.000	0	0	0.000	0	0	0.000	1	3	4	0	0	0	0	1	2	0	0	0
22	Donte Williams	1	2	0	0	0.000	0	0	0.000	0	0	0.000	0	0	0.000	0	0	0	0	0	0	0	0	0	0	0	0
TOTALS		1	32	22	47	0.468	16	30	0.533	6	17	0.353	6	13	0.462	7	17	24	5	7	2	0	10	10	0	9	56



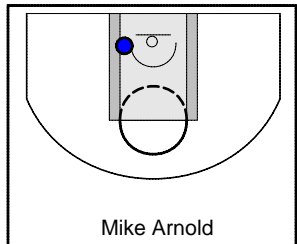
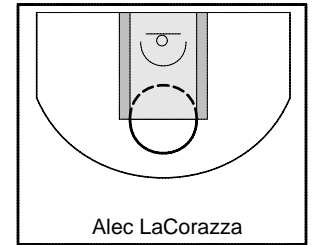
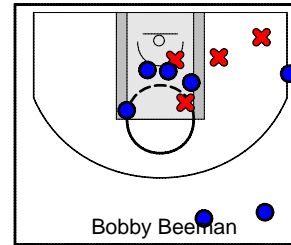
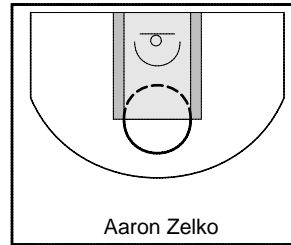
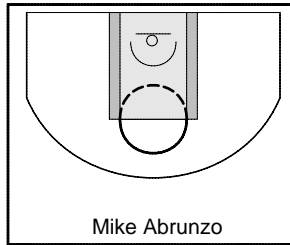
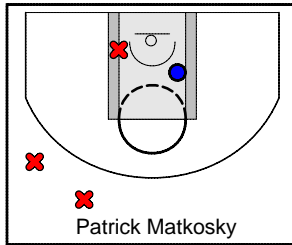
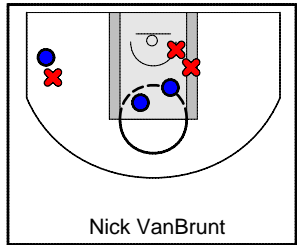
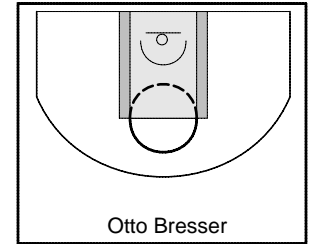
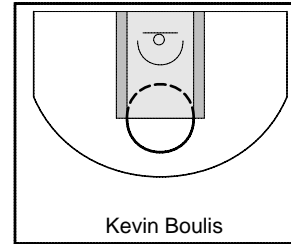
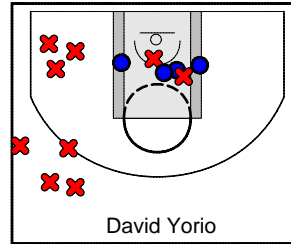
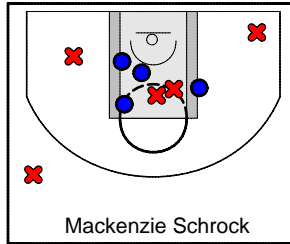
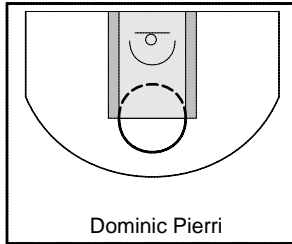
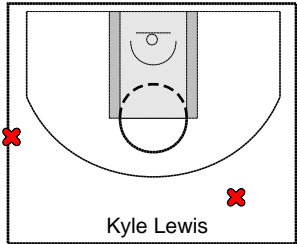
Horseheads HS

12/27/11 Bishop Timon-St. Jude HS at Horseheads HS

	1	2	3	4	T
Bishop Timon-St.	19	7	11	19	56
Horseheads HS	8	12	15	12	47



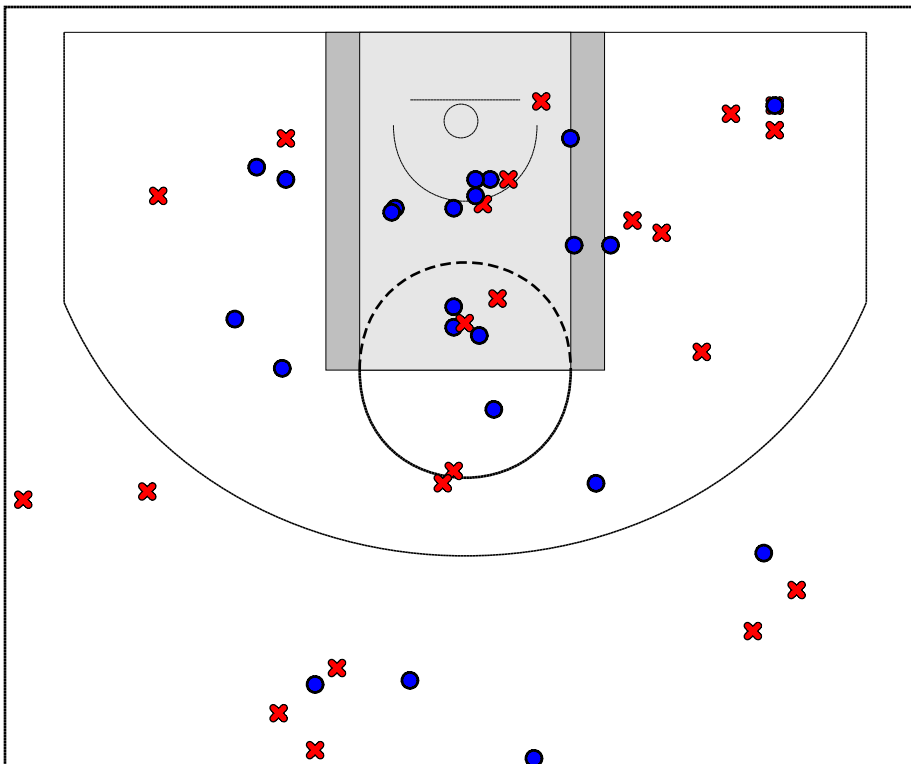
#	Name	G	MIN	FGM	FGA	FG%	2PM	2PA	2P%	3PM	3PA	3P%	FTM	FTA	FT%	OREB	DREB	REB	AST	STL	BLK	DEF	TO	PF	CHG	PM	PTS
24	Kyle Lewis	1	24	0	2	0.000	0	0	0.000	0	2	0.000	0	0	0.000	1	1	2	1	0	0	0	2	0	0	-3	0
40	Dominic Pierri	1	2	0	0	0.000	0	0	0.000	0	0	0.000	0	0	0.000	0	0	0	0	0	0	0	0	0	0	-3	0
33	Mackenzie Schrock	1	29	3	9	0.333	3	7	0.429	0	2	0.000	0	0	0.000	2	2	4	1	2	1	0	0	5	0	-16	6
30	David Yorio	1	27	4	15	0.267	4	8	0.500	0	7	0.000	3	5	0.600	2	3	5	1	0	1	0	2	2	1	-8	11
23	Kevin Boulis	0	0	0	0	0.000	0	0	0.000	0	0	0.000	0	0	0.000	0	0	0	0	0	0	0	0	0	0	0	0
41	Otto Bresser	0	0	0	0	0.000	0	0	0.000	0	0	0.000	0	0	0.000	0	0	0	0	0	0	0	0	0	0	0	0
21	Nick VanBrunt	1	20	3	7	0.429	2	4	0.500	1	3	0.333	0	0	0.000	3	0	3	0	2	0	0	6	5	0	-14	7
35	Patrick Matkosky	1	6	1	4	0.250	1	2	0.500	0	2	0.000	0	0	0.000	1	0	1	0	0	0	0	0	0	0	4	2
32	Mike Abrunzo	0	0	0	0	0.000	0	0	0.000	0	0	0.000	0	0	0.000	0	0	0	0	0	0	0	0	0	0	0	0
20	Aaron Zelko	1	11	0	0	0.000	0	0	0.000	0	0	0.000	0	2	0.000	0	1	1	0	0	0	0	0	1	0	-12	0
34	Bobby Beeman	1	32	7	11	0.636	5	8	0.625	2	3	0.667	3	5	0.600	1	6	7	1	2	0	0	3	1	0	-13	19
31	Alec LaCorazza	0	0	0	0	0.000	0	0	0.000	0	0	0.000	0	0	0.000	0	0	0	0	0	0	0	0	0	0	0	0
25	Mike Arnold	1	13	1	1	1.000	1	1	1.000	0	0	0.000	0	0	0.000	2	2	4	0	0	0	0	0	0	0	0	2
	TOTALS	1	32	19	49	0.388	16	30	0.533	3	19	0.158	6	12	0.500	12	15	27	4	6	2	0	13	14	1	-9	47



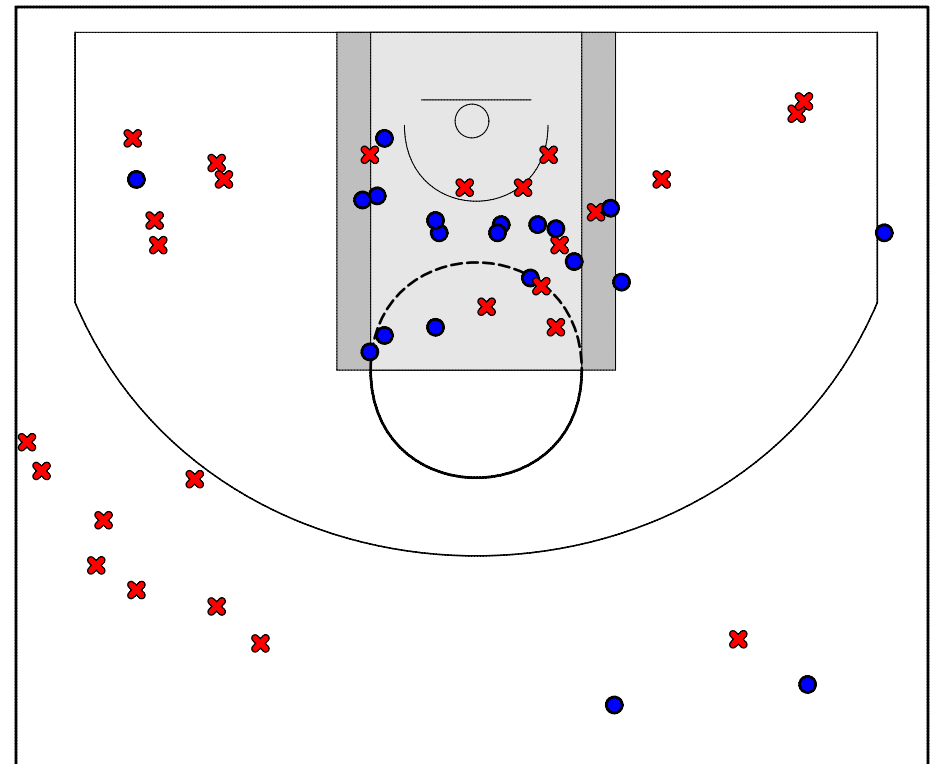
Game Summary Comparison

Statistic	Bishop Timon-St. Jude HS	Horseheads HS
Points	56	47
<i>Field Goals</i>	22 / 47	19 / 49
<i>2 Point</i>	16 / 30	16 / 30
<i>3 Point</i>	6 / 17	3 / 19
<i>Free Throws</i>	6 / 13	6 / 12
Assists	5	4
Rebounds	24	27
<i>Offensive</i>	7	12
<i>Defensive</i>	17	15
Blocks	2	2
Steals	7	6
Deflections	0	0
Turnovers	10	13
Charges Taken	0	1
Personal Fouls	10	14

Bishop Timon-St. Jude HS



Horseheads HS



Bishop Timon-St. Jude HS Turnovers

Period	Clock	Player	Turnover Type
1st Period	7:11	#1 Jordan Williams	Steal
1st Period	6:29	#11 Bryant Fulton	Steal
2nd Period	3:30	#1 Jordan Williams	Out of Bounds
2nd Period	1:47	#5 Manny Welch	Traveling
3rd Period	4:05	#1 Jordan Williams	Steal
3rd Period	3:38	#15 Ryan Dougherty	Double Dribble
3rd Period	1:15	#1 Jordan Williams	Steal
4th Period	6:38	#1 Jordan Williams	Steal
4th Period	5:47	#2 Kyle Kobis	Steal
4th Period	2:39	#11 Bryant Fulton	Steal
4th Period	2:08	#11 Bryant Fulton	Traveling

Bishop Timon-St. Jude HS Fouls

Period	Clock	Player	Foul
2nd Period	7:52	#31 Demilo Gibbs	Pushing (Def)
2nd Period	2:33	#25 Demone Harris	Blocking (Def)
2nd Period	1:08	#31 Demilo Gibbs	Blocking (Def)
3rd Period	6:32	#11 Bryant Fulton	Pushing (Def)
3rd Period	5:39	#11 Bryant Fulton	Charging (Off)
3rd Period	5:19	#31 Demilo Gibbs	Blocking (Def)
3rd Period	3:37	#25 Demone Harris	Pushing (Def)
4th Period	5:23	The team	Pushing (Def)
4th Period	2:56	#1 Jordan Williams	Pushing (Def)
4th Period	0:43	#11 Bryant Fulton	Pushing (Def)
4th Period	0:29	#15 Ryan Dougherty	Pushing (Def)

Horseheads HS Turnovers

Period	Clock	Player	Turnover Type
1st Period	7:06	#21 Nick VanBrunt	Steal
1st Period	4:46	#21 Nick VanBrunt	Traveling
2nd Period	3:04	#34 Bobby Beeman	Traveling
3rd Period	7:05	#33 Mackenzie Schrock	Steal
3rd Period	5:10	#21 Nick VanBrunt	Steal
3rd Period	4:54	#24 Kyle Lewis	Throw in Error
3rd Period	2:41	#33 Mackenzie Schrock	Steal
4th Period	7:24	#30 David Yorio	Traveling
4th Period	4:21	#34 Bobby Beeman	Steal
4th Period	3:13	#34 Bobby Beeman	Other
4th Period	3:09	#34 Bobby Beeman	Steal
4th Period	0:57	#21 Nick VanBrunt	Traveling

Horseheads HS Fouls

Period	Clock	Player	Foul
1st Period	6:26	#21 Nick VanBrunt	Reaching in (Def)
1st Period	4:59	#30 David Yorio	Holding (Def)
2nd Period	6:19	#33 Mackenzie Schrock	Holding (Def)
2nd Period	5:06	#21 Nick VanBrunt	Blocking (Def)
3rd Period	4:21	#21 Nick VanBrunt	Blocking (Def)
3rd Period	3:48	#30 David Yorio	Holding (Def)
3rd Period	1:13	#34 Bobby Beeman	Holding (Def)
3rd Period	0:25	#33 Mackenzie Schrock	Holding (Def)
4th Period	3:38	#20 Aaron Zelko	Holding (Def)
4th Period	1:18	#21 Nick VanBrunt	Pushing (Def)
4th Period	1:08	#33 Mackenzie Schrock	Reaching in (Def)
4th Period	0:53	#21 Nick VanBrunt	Reaching in (Def)
4th Period	0:00	#33 Mackenzie Schrock	Holding (Def)
4th Period	0:00	#33 Mackenzie Schrock	Pushing (Def)