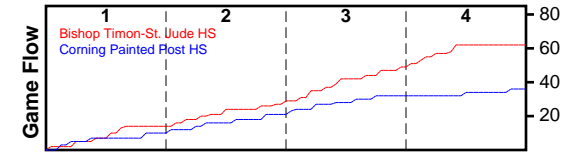


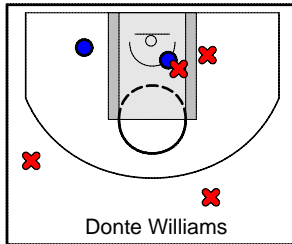
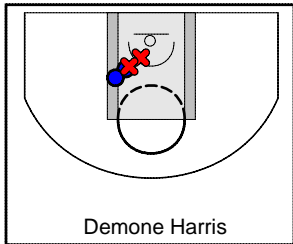
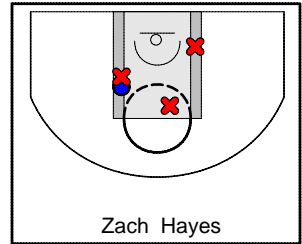
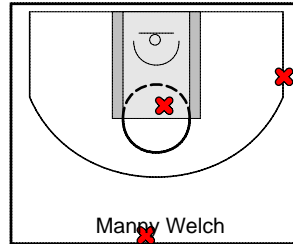
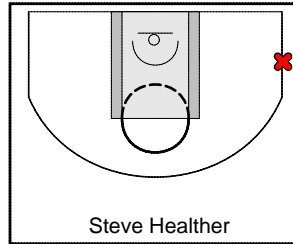
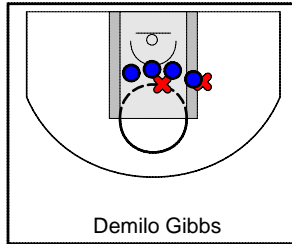
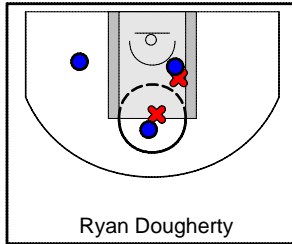
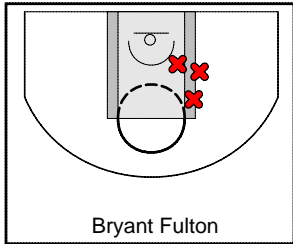
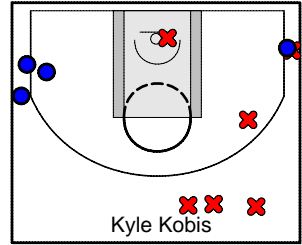
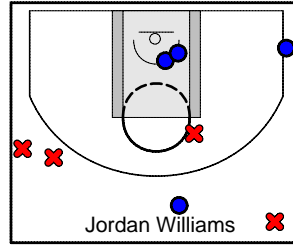
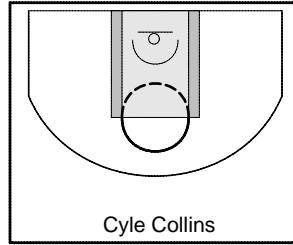
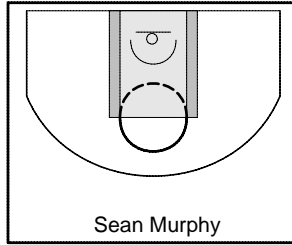
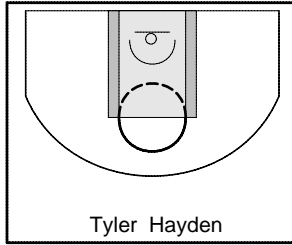
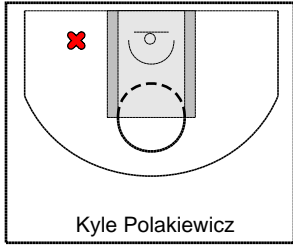
# Bishop Timon-St. Jude HS

12/28/11 Bishop Timon-St. Jude HS at Corning Painted Post HS

	1	2	3	4	T
Bishop Timon-St.	14	13	22	13	62
Corning Painted	10	11	11	4	36



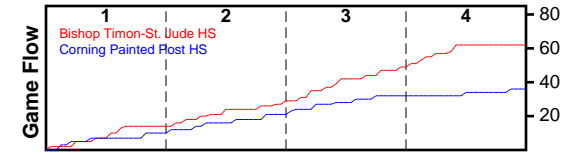
#	Name	G	MIN	FGM	FGA	FG%	2PM	2PA	2P%	3PM	3PA	3P%	FTM	FTA	FT%	OREB	DREB	REB	AST	STL	BLK	DEF	TO	PF	CHG	PM	PTS
44	Kyle Polakiewicz	1	3	0	1	0.000	0	1	0.000	0	0	0.000	0	0	0.000	2	0	2	0	0	0	0	0	0	0	-2	0
21	Tyler Hayden	0	0	0	0	0.000	0	0	0.000	0	0	0.000	0	0	0.000	0	0	0	0	0	0	0	0	0	0	0	0
20	Sean Murphy	0	0	0	0	0.000	0	0	0.000	0	0	0.000	0	0	0.000	0	0	0	0	0	0	0	0	0	0	0	0
3	Cyle Collins	0	0	0	0	0.000	0	0	0.000	0	0	0.000	0	0	0.000	0	0	0	0	0	0	0	0	0	0	0	0
1	Jordan Williams	1	27	4	9	0.444	2	3	0.667	2	6	0.333	2	2	1.000	1	0	1	0	1	0	0	0	1	0	25	12
2	Kyle Kobis	1	27	4	10	0.400	0	2	0.000	4	8	0.500	1	2	0.500	0	4	4	1	1	0	0	2	2	0	25	13
11	Bryant Fulton	1	24	1	5	0.200	1	5	0.200	0	0	0.000	1	4	0.250	3	4	7	3	1	0	0	0	2	0	23	3
15	Ryan Dougherty	1	21	3	5	0.600	3	5	0.600	0	0	0.000	0	0	0.000	4	2	6	1	2	0	0	1	1	0	18	6
31	Demilo Gibbs	1	22	6	8	0.750	6	8	0.750	0	0	0.000	3	7	0.429	2	4	6	2	0	0	0	2	3	0	14	15
12	Steve Healther	1	6	0	1	0.000	0	0	0.000	0	1	0.000	0	0	0.000	1	1	2	0	1	0	0	1	0	1	0	
5	Manny Welch	1	10	0	3	0.000	0	1	0.000	0	2	0.000	0	0	0.000	1	0	1	0	0	0	0	0	0	1	0	
24	Zach Hayes	1	8	1	4	0.250	1	4	0.250	0	0	0.000	0	0	0.000	2	1	3	0	0	0	0	1	0	1	2	
25	Demone Harris	1	11	2	4	0.500	2	4	0.500	0	0	0.000	3	5	0.600	2	1	3	0	0	0	0	0	1	0	19	7
22	Donte Williams	1	7	2	6	0.333	2	4	0.500	0	2	0.000	0	0	0.000	0	1	1	0	1	0	0	1	2	0	5	4
<b>TOTALS</b>		<b>1</b>	<b>32</b>	<b>23</b>	<b>56</b>	<b>0.411</b>	<b>17</b>	<b>37</b>	<b>0.459</b>	<b>6</b>	<b>19</b>	<b>0.316</b>	<b>10</b>	<b>20</b>	<b>0.500</b>	<b>18</b>	<b>18</b>	<b>36</b>	<b>7</b>	<b>7</b>	<b>0</b>	<b>0</b>	<b>6</b>	<b>14</b>	<b>0</b>	<b>26</b>	<b>62</b>



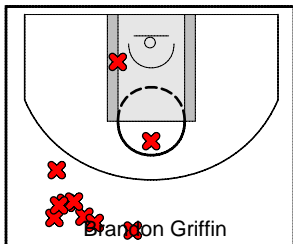
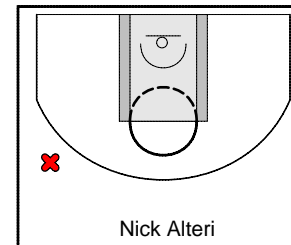
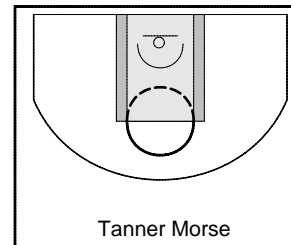
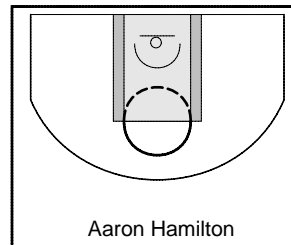
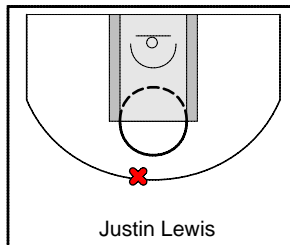
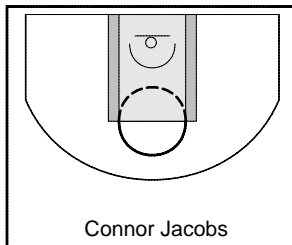
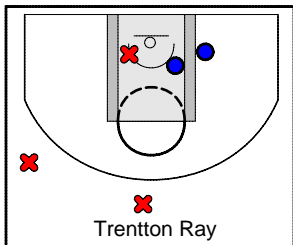

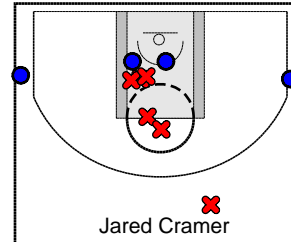
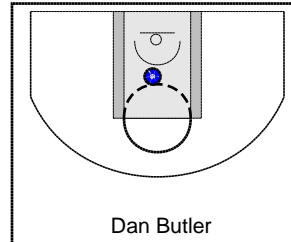
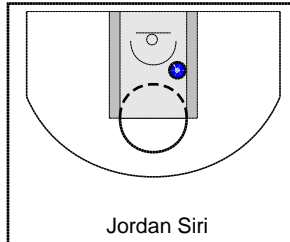
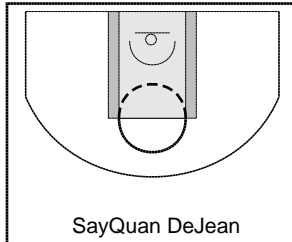
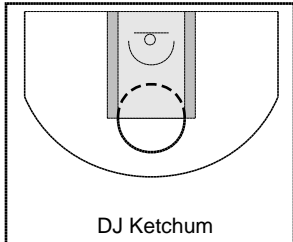
# Corning Painted Post HS

12/28/11 Bishop Timon-St. Jude HS at Corning Painted Post HS

	1	2	3	4	T
Bishop Timon-St.	14	13	22	13	62
Corning Painted	10	11	11	4	36



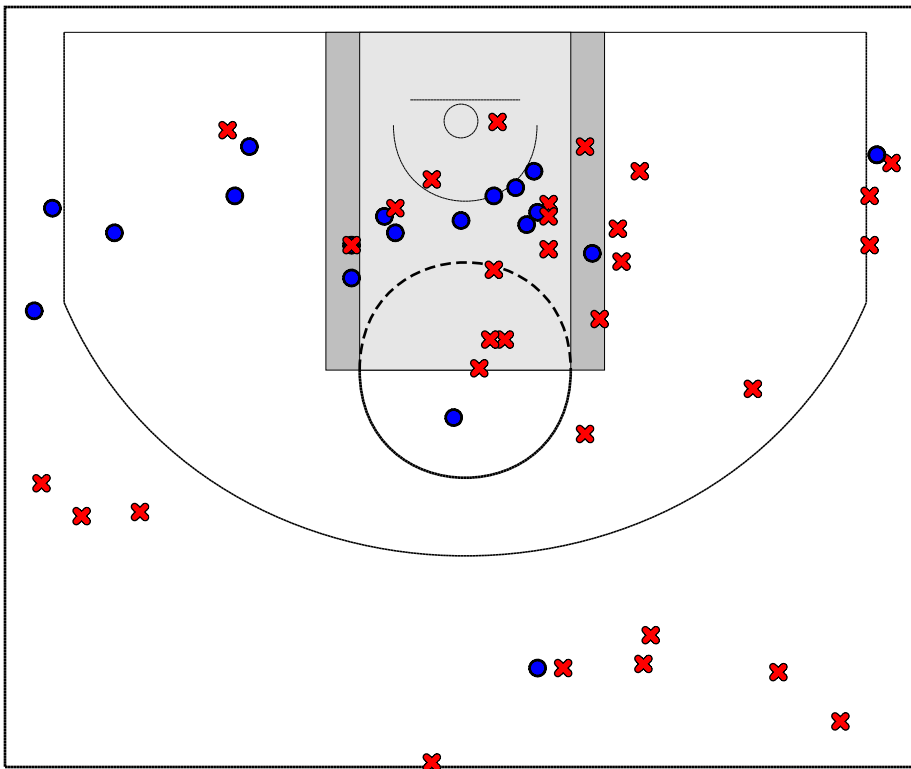
#	Name	G	MIN	FGM	FGA	FG%	2PM	2PA	2P%	3PM	3PA	3P%	FTM	FTA	FT%	OREB	DREB	REB	AST	STL	BLK	DEF	TO	PF	CHG	PM	PTS
3	DJ Ketchum	1	6	0	0	0.000	0	0	0.000	0	0	0.000	0	0	0.000	0	0	0	0	0	0	0	0	0	0	-1	0
23	SayQuan DeJean	1	6	0	0	0.000	0	0	0.000	0	0	0.000	0	0	0.000	0	0	0	0	0	0	0	0	1	0	-1	0
1	Jordan Siri	1	6	1	1	1.000	1	1	1.000	0	0	0.000	0	1	0.000	1	0	1	0	0	0	0	1	0	0	-1	2
11	Dan Butler	1	3	0	0	0.000	0	0	0.000	0	0	0.000	0	2	0.000	0	0	0	0	0	1	0	0	1	0	0	0
21	Jared Cramer	1	27	5	13	0.385	3	10	0.300	2	3	0.667	5	6	0.833	5	3	8	1	1	0	0	3	3	0	-25	17
33	Patrick Marks	1	25	3	11	0.273	1	5	0.200	2	6	0.333	0	0	0.000	1	3	4	0	0	0	0	0	0	0	-25	8
15	Trentton Ray	1	19	2	6	0.333	2	3	0.667	0	3	0.000	0	1	0.000	2	2	4	1	0	0	0	0	4	0	-13	4
34	Connor Jacobs	1	6	0	0	0.000	0	0	0.000	0	0	0.000	0	0	0.000	0	2	2	0	0	0	0	1	2	0	-11	0
12	Justin Lewis	1	12	0	1	0.000	0	1	0.000	0	0	0.000	0	0	0.000	0	1	1	0	0	0	0	1	1	0	-8	0
45	Aaron Hamilton	1	17	0	0	0.000	0	0	0.000	0	0	0.000	0	0	0.000	2	1	3	1	0	0	0	0	0	0	-6	0
22	Tanner Morse	0	0	0	0	0.000	0	0	0.000	0	0	0.000	0	0	0.000	0	0	0	0	0	0	0	0	0	0	0	0
4	Nick Alteri	1	11	0	2	0.000	0	0	0.000	0	2	0.000	2	4	0.500	0	3	3	0	0	0	0	0	1	0	-9	2
5	Brandon Griffin	1	28	0	10	0.000	0	2	0.000	0	8	0.000	3	4	0.750	0	3	3	1	1	0	0	5	2	0	-30	3
<b>TOTALS</b>		<b>1</b>	<b>32</b>	<b>11</b>	<b>44</b>	<b>0.250</b>	<b>7</b>	<b>22</b>	<b>0.318</b>	<b>4</b>	<b>22</b>	<b>0.182</b>	<b>10</b>	<b>18</b>	<b>0.556</b>	<b>11</b>	<b>18</b>	<b>29</b>	<b>4</b>	<b>2</b>	<b>1</b>	<b>0</b>	<b>11</b>	<b>15</b>	<b>0</b>	<b>-26</b>	<b>36</b>



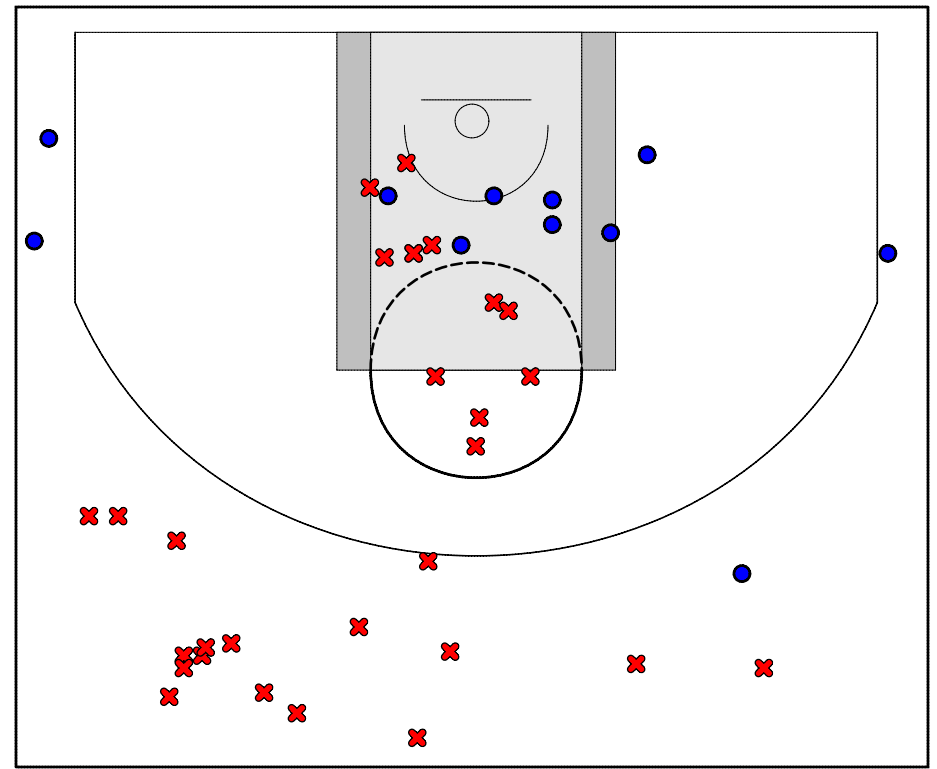
## Game Summary Comparison

Statistic	Bishop Timon-St. Jude HS	Corning Painted Post HS
Points	62	36
<i>Field Goals</i>	23 / 56	11 / 44
<i>2 Point</i>	17 / 37	7 / 22
<i>3 Point</i>	6 / 19	4 / 22
<i>Free Throws</i>	10 / 20	10 / 18
Assists	7	4
Rebounds	36	29
<i>Offensive</i>	18	11
<i>Defensive</i>	18	18
Blocks	0	1
Steals	7	2
Deflections	0	0
Turnovers	6	11
Charges Taken	0	0
Personal Fouls	14	15

Bishop Timon-St. Jude HS



Corning Painted Post HS



### Bishop Timon-St. Jude HS Turnovers

Period	Clock	Player	Turnover Type
2nd Period	4:10	#11 Bryant Fulton	Steal
3rd Period	7:16	#31 Demilo Gibbs	Out of Bounds
3rd Period	6:15	#15 Ryan Dougherty	Steal
3rd Period	5:09	#15 Ryan Dougherty	Steal
3rd Period	2:40	#1 Jordan Williams	Steal
3rd Period	2:10	#31 Demilo Gibbs	Double Dribble
3rd Period	1:26	#2 Kyle Kobis	Steal
4th Period	6:46	#15 Ryan Dougherty	Out of Bounds
4th Period	6:30	#22 Donte Williams	Steal
4th Period	3:12	#22 Donte Williams	Traveling
4th Period	1:34	#12 Steve Healthier	Steal

### Bishop Timon-St. Jude HS Fouls

Period	Clock	Player	Foul
2nd Period	5:59	#31 Demilo Gibbs	Pushing (Def)
2nd Period	5:44	#1 Jordan Williams	Other (Def)
2nd Period	3:21	#31 Demilo Gibbs	Reaching in (Def)
2nd Period	1:13	#24 Zach Hayes	Reaching in (Def)
3rd Period	7:33	#2 Kyle Kobis	Blocking (Def)
3rd Period	7:08	#31 Demilo Gibbs	Pushing (Def)
3rd Period	5:19	#2 Kyle Kobis	Pushing (Def)
3rd Period	4:17	#11 Bryant Fulton	Other (Def)
3rd Period	2:00	#15 Ryan Dougherty	Pushing (Def)
3rd Period	1:13	#11 Bryant Fulton	Pushing (Off)
3rd Period	0:53	#25 Demone Harris	Reaching in (Def)
4th Period	3:49	#22 Donte Williams	Holding (Def)
4th Period	2:20	#22 Donte Williams	Reaching in (Def)
4th Period	0:45	#12 Steve Healthier	Blocking (Def)

### Corning Painted Post HS Turnovers

Period	Clock	Player	Turnover Type
1st Period	7:21	#5 Brandon Griffin	Out of Bounds
1st Period	2:01	#5 Brandon Griffin	Steal
1st Period	1:57	#5 Brandon Griffin	Out of Bounds
1st Period	0:37	#5 Brandon Griffin	Traveling
2nd Period	1:39	#21 Jared Cramer	Other
3rd Period	5:33	#21 Jared Cramer	Steal

### Corning Painted Post HS Fouls

Period	Clock	Player	Foul
1st Period	2:30	#15 Trentton Ray	Pushing (Def)
1st Period	1:21	#15 Trentton Ray	Pushing (Def)
2nd Period	6:38	The team	Pushing (Def)
2nd Period	5:26	#34 Connor Jacobs	Blocking (Def)
2nd Period	4:49	#21 Jared Cramer	Holding (Def)
2nd Period	2:18	#15 Trentton Ray	Holding (Def)
2nd Period	0:44	#11 Dan Butler	Pushing (Def)
3rd Period	6:15	#21 Jared Cramer	Reaching in (Def)
3rd Period	5:03	#5 Brandon Griffin	Reaching in (Def)
3rd Period	4:48	#15 Trentton Ray	Screening (Off)
3rd Period	4:13	#12 Justin Lewis	Pushing (Def)
3rd Period	3:43	#34 Connor Jacobs	Pushing (Def)
4th Period	6:54	#21 Jared Cramer	Blocking (Def)
4th Period	4:51	#23 SayQuan DeJean	Pushing (Def)
4th Period	4:40	#4 Nick Alteri	Pushing (Def)
4th Period	4:01	#5 Brandon Griffin	Pushing (Off)