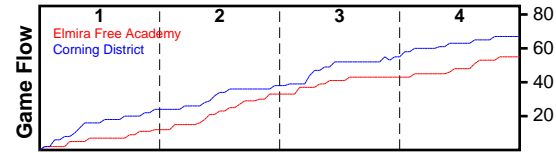


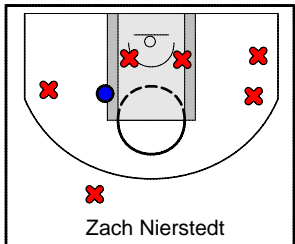
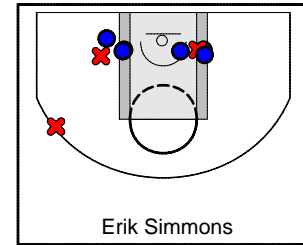
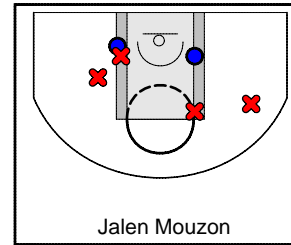
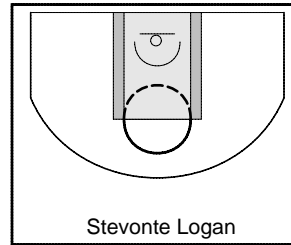
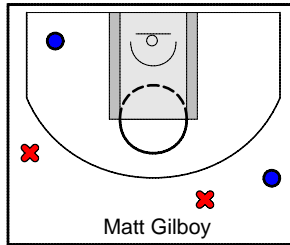
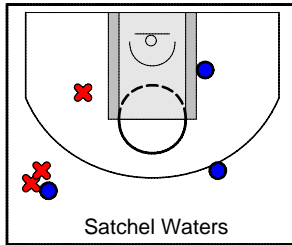
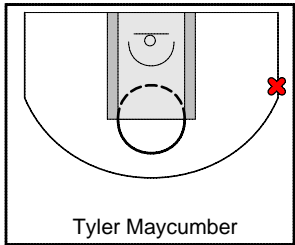
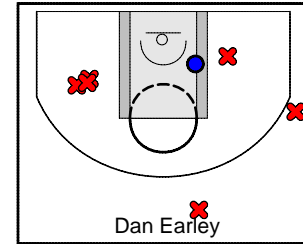
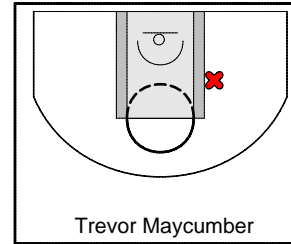
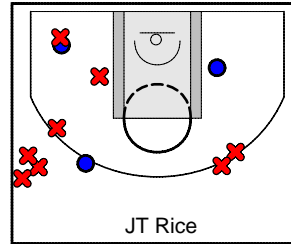
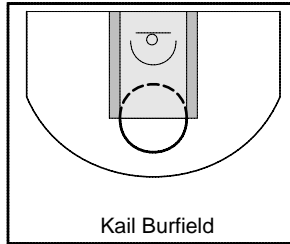
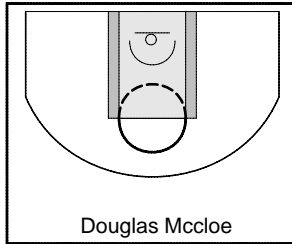
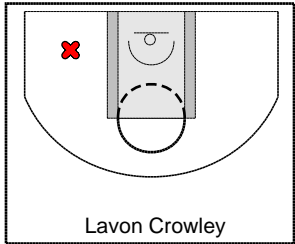
Elmira Free Academy

12/28/10 Elmira Free Academy at Corning District

	1	2	3	4	T
Elmira Free	12	21	10	12	55
Corning District	24	14	17	12	67



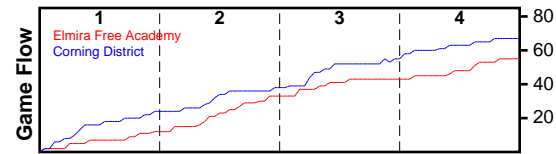
#	Name	G	MIN	FGM	FGA	FG%	2PM	2PA	2P%	3PM	3PA	3P%	FTM	FTA	FT%	OREB	DREB	REB	AST	STL	BLK	TO	PF	PTS
1	Lavon Crowley	1	11	0	1	0.000	0	1	0.000	0	0	0.000	4	6	0.667	4	2	6	0	0	0	0	2	4
3	Douglas McCloe	0	0	0	0	0.000	0	0	0.000	0	0	0.000	0	0	0.000	0	0	0	0	0	0	0	0	0
4	Kail Burfield	0	0	0	0	0.000	0	0	0.000	0	0	0.000	0	0	0.000	0	0	0	0	0	0	0	0	0
5	JT Rice	1	23	2	10	0.200	1	3	0.333	1	7	0.143	2	2	1.000	0	2	2	1	1	0	0	0	7
10	Trevor Maycumber	1	4	0	1	0.000	0	1	0.000	0	0	0.000	0	0	0.000	0	0	0	0	0	0	0	0	0
11	Dan Earley	1	9	1	7	0.143	1	6	0.167	0	1	0.000	0	0	0.000	1	2	3	0	0	0	0	4	2
12	Tyler Maycumber	1	6	0	1	0.000	0	1	0.000	0	0	0.000	0	0	0.000	1	2	3	0	0	0	0	0	0
14	Satchel Waters	1	29	3	6	0.500	2	3	0.667	1	3	0.333	1	3	0.333	0	1	1	2	0	0	2	3	8
15	Matt Gilboy	1	9	2	4	0.500	0	0	0.000	2	4	0.500	0	0	0.000	0	0	0	0	0	0	0	0	6
23	Stevonte Logan	0	0	0	0	0.000	0	0	0.000	0	0	0.000	0	0	0.000	0	0	0	0	0	0	0	0	0
24	Jalen Mouzon	1	27	2	6	0.333	2	6	0.333	0	0	0.000	5	5	1.000	2	5	7	0	4	0	0	5	9
25	Erik Simmons	1	26	6	9	0.667	6	9	0.667	0	0	0.000	4	6	0.667	2	3	5	0	0	0	1	2	16
30	Zach Nierstedt	1	21	1	8	0.125	1	7	0.143	0	1	0.000	1	4	0.250	2	0	2	0	0	0	0	2	3
TOTALS		1	32	17	53	0.321	13	37	0.351	4	16	0.250	17	26	0.654	12	17	29	3	5	0	3	18	55



Corning District

12/28/10 Elmira Free Academy at Corning District

	1	2	3	4	T
Elmira Free	12	21	10	12	55
Corning District	24	14	17	12	67



#	Name	G	MIN	FGM	FGA	FG%	2PM	2PA	2P%	3PM	3PA	3P%	FTM	FTA	FT%	OREB	DREB	REB	AST	STL	BLK	TO	PF	PTS
1	Jeremy Brenning	1	10	1	1	1.000	1	1	1.000	0	0	0.000	0	0	0.000	0	2	2	0	0	0	1	4	2
2	Braden McDonald	1	5	0	0	0.000	0	0	0.000	0	0	0.000	0	0	0.000	0	0	0	0	0	0	0	1	0
3	Cedric Hairston	1	4	1	1	1.000	1	1	1.000	0	0	0.000	2	2	1.000	0	0	0	1	0	0	0	0	4
4	Cody Austin	1	12	0	2	0.000	0	2	0.000	0	0	0.000	0	0	0.000	5	1	6	0	0	0	0	3	0
5	Brandon Griffin	1	28	8	17	0.471	6	12	0.500	2	5	0.400	4	8	0.500	0	4	4	1	0	0	1	1	22
10	Matt Sheffer	1	29	6	11	0.545	5	7	0.714	1	4	0.250	2	4	0.500	0	3	3	3	4	0	2	2	15
11	Dylan Hayle	1	6	0	3	0.000	0	0	0.000	0	3	0.000	2	2	1.000	1	0	1	0	0	0	0	0	2
12	Chris Bernard	0	0	0	0	0.000	0	0	0.000	0	0	0.000	0	0	0.000	0	0	0	0	0	0	0	0	0
15	Kamar Shields	1	3	0	1	0.000	0	1	0.000	0	0	0.000	0	0	0.000	0	1	1	0	0	0	0	0	0
20	Jon Howitt	1	28	1	4	0.250	1	4	0.250	0	0	0.000	2	4	0.500	2	5	7	2	2	1	2	2	4
21	Danny Cevette	1	2	0	1	0.000	0	1	0.000	0	0	0.000	0	0	0.000	0	0	0	0	0	0	0	0	0
22	Dan Butler	1	2	0	0	0.000	0	0	0.000	0	0	0.000	0	0	0.000	0	0	0	0	0	0	0	0	0
23	Nikko Foti	1	11	2	2	1.000	2	2	1.000	0	0	0.000	1	2	0.500	0	2	2	1	0	0	0	3	5
33	Josh Grant	1	26	5	7	0.714	2	3	0.667	3	4	0.750	0	0	0.000	0	4	4	0	0	0	0	3	13
34	Jordan Updyke	1	2	0	1	0.000	0	1	0.000	0	0	0.000	0	0	0.000	0	1	1	0	0	0	0	1	0
TOTALS		1	32	24	51	0.471	18	35	0.514	6	16	0.375	13	22	0.591	8	23	31	8	6	1	6	20	67

