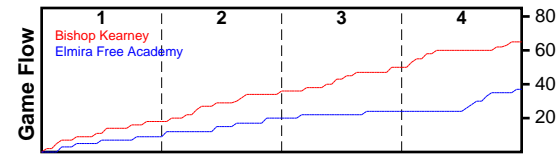


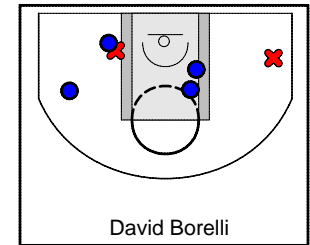
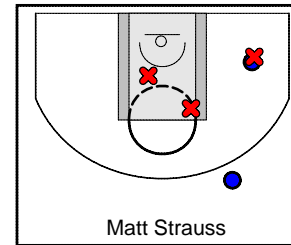
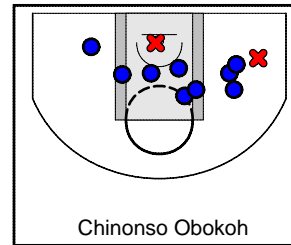
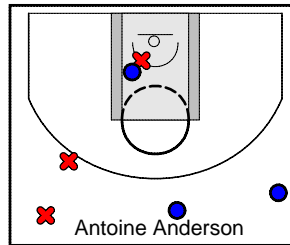
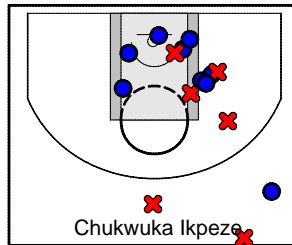
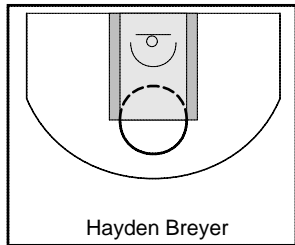
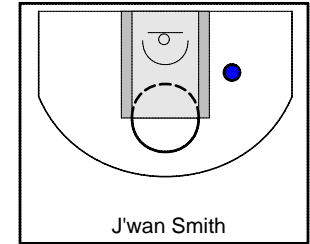
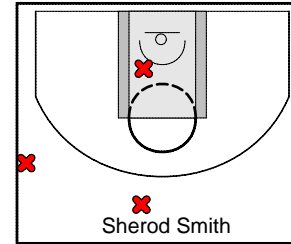
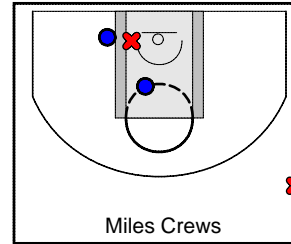
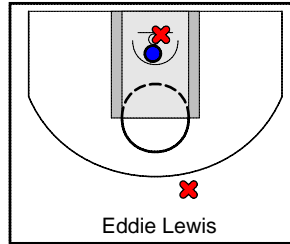
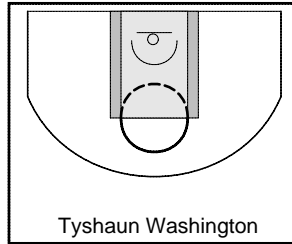
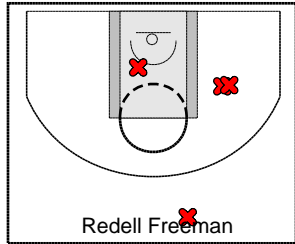
# Bishop Kearney

12/27/10 Bishop Kearney at Elmira Free Academy

	1	2	3	4	T
Bishop Kearney	18	16	16	15	65
Elmira Free	9	11	4	13	37



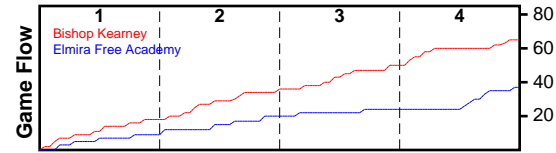
#	Name	G	MIN	FGM	FGA	FG%	2PM	2PA	2P%	3PM	3PA	3P%	FTM	FTA	FT%	OREB	DREB	REB	AST	STL	BLK	TO	PF	PTS
3	Redell Freeman	1	19	0	4	0.000	0	3	0.000	0	1	0.000	0	0	0.000	1	1	2	2	0	0	4	1	0
5	Tyshaun Washington	0	0	0	0	0.000	0	0	0.000	0	0	0.000	0	0	0.000	0	0	0	0	0	0	0	0	0
10	Eddie Lewis	1	8	1	3	0.333	1	2	0.500	0	1	0.000	1	2	0.500	0	0	0	0	0	0	0	0	3
12	Miles Crews	1	14	2	4	0.500	2	3	0.667	0	1	0.000	0	0	0.000	1	1	2	0	0	0	1	0	4
15	Sherod Smith	1	5	0	3	0.000	0	1	0.000	0	2	0.000	0	0	0.000	1	0	1	0	0	0	0	1	0
20	J'wan Smith	1	17	0	0	0.000	0	0	0.000	0	0	0.000	2	2	1.000	2	2	4	2	1	1	0	0	2
21	Hayden Breyer	1	5	0	0	0.000	0	0	0.000	0	0	0.000	0	0	0.000	0	0	0	0	0	0	0	0	0
23	Chukwuka Ikpeze	1	23	9	15	0.600	6	10	0.600	3	5	0.600	0	0	0.000	1	4	5	2	4	2	2	0	21
24	Antoine Anderson	1	14	3	6	0.500	1	2	0.500	2	4	0.500	2	2	1.000	1	2	3	1	6	0	1	2	10
34	Chinonso Obokoh	1	21	6	8	0.750	6	8	0.750	0	0	0.000	1	2	0.500	4	6	10	1	0	3	0	2	13
33	Matt Strauss	1	18	3	6	0.500	1	3	0.333	2	3	0.667	0	0	0.000	1	2	3	1	0	0	0	0	8
53	David Borelli	1	21	2	5	0.400	2	4	0.500	0	1	0.000	0	0	0.000	1	1	2	0	0	2	0	0	4
<b>TOTALS</b>		<b>1</b>	<b>32</b>	<b>26</b>	<b>54</b>	<b>0.481</b>	<b>19</b>	<b>36</b>	<b>0.528</b>	<b>7</b>	<b>18</b>	<b>0.389</b>	<b>6</b>	<b>8</b>	<b>0.750</b>	<b>13</b>	<b>19</b>	<b>32</b>	<b>9</b>	<b>11</b>	<b>8</b>	<b>8</b>	<b>6</b>	<b>65</b>



# Elmira Free Academy

12/27/10 Bishop Kearney at Elmira Free Academy

	1	2	3	4	T
Bishop Kearney	18	16	16	15	65
Elmira Free	9	11	4	13	37



#	Name	G	MIN	FGM	FGA	FG%	2PM	2PA	2P%	3PM	3PA	3P%	FTM	FTA	FT%	OREB	DREB	REB	AST	STL	BLK	TO	PF	PTS
1	Lavon Crowley	1	19	0	0	0.000	0	0	0.000	0	0	0.000	0	0	0.000	1	2	3	0	0	1	2	1	0
3	Douglas Mccloe	0	0	0	0	0.000	0	0	0.000	0	0	0.000	0	0	0.000	0	0	0	0	0	0	0	0	0
4	Kail Burfield	0	0	0	0	0.000	0	0	0.000	0	0	0.000	0	0	0.000	0	0	0	0	0	0	0	0	0
5	JT Rice	1	21	1	9	0.111	1	4	0.250	0	5	0.000	0	0	0.000	0	0	0	0	0	0	1	1	2
10	Trevor Maycumber	1	6	0	1	0.000	0	1	0.000	0	0	0.000	0	0	0.000	0	0	0	1	0	0	0	0	0
11	Dan Earley	1	14	1	4	0.250	0	2	0.000	1	2	0.500	0	0	0.000	0	1	1	0	1	0	2	0	3
12	Tyler Maycumber	1	10	0	2	0.000	0	2	0.000	0	0	0.000	0	0	0.000	2	0	2	1	0	0	0	1	0
14	Satchel Waters	1	30	8	12	0.667	4	6	0.667	4	6	0.667	0	0	0.000	0	4	4	1	1	0	4	0	20
15	Matt Gilboy	1	9	0	2	0.000	0	0	0.000	0	2	0.000	0	0	0.000	0	0	0	0	0	0	3	0	0
23	Stevonte Logan	0	0	0	0	0.000	0	0	0.000	0	0	0.000	0	0	0.000	0	0	0	0	0	0	0	0	0
24	Jalen Mouzon	1	26	1	2	0.500	1	1	1.000	0	1	0.000	0	0	0.000	1	4	5	0	1	0	0	1	2
25	Erik Simmons	1	16	1	3	0.333	1	2	0.500	0	1	0.000	0	0	0.000	2	0	2	0	0	0	1	2	2
30	Zach Nierstedt	1	14	4	7	0.571	4	7	0.571	0	0	0.000	0	0	0.000	1	1	2	0	0	0	0	2	8
<b>TOTALS</b>		<b>1</b>	<b>32</b>	<b>16</b>	<b>42</b>	<b>0.381</b>	<b>11</b>	<b>25</b>	<b>0.440</b>	<b>5</b>	<b>17</b>	<b>0.294</b>	<b>0</b>	<b>0</b>	<b>0.000</b>	<b>7</b>	<b>12</b>	<b>19</b>	<b>3</b>	<b>3</b>	<b>1</b>	<b>13</b>	<b>8</b>	<b>37</b>

