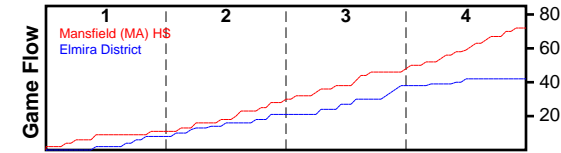


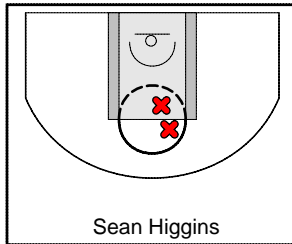
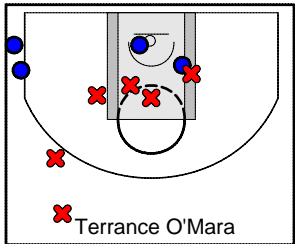
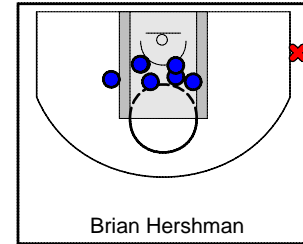
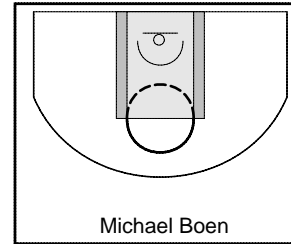
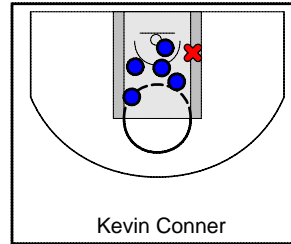
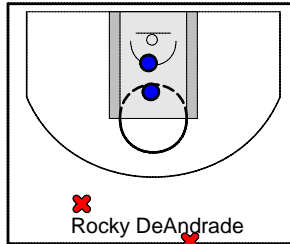
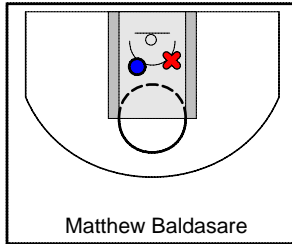
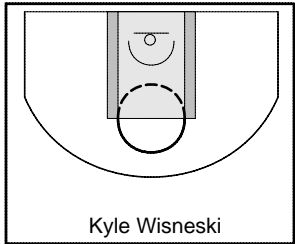
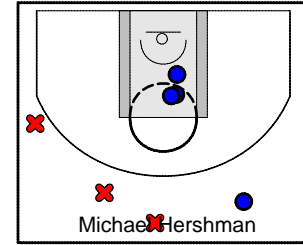
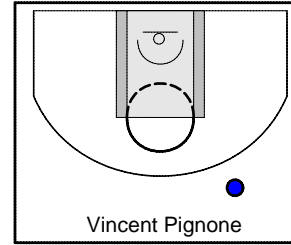
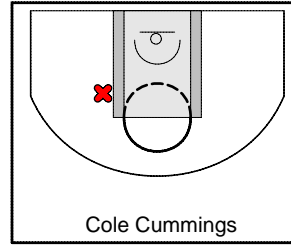
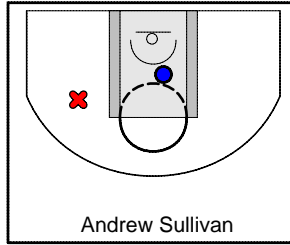
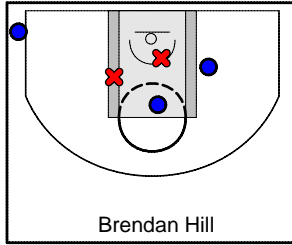
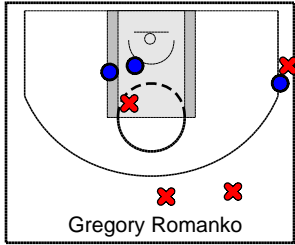
Mansfield (MA) HS

12/29/11 Mansfield (MA) HS at Elmira District

| | 1 | 2 | 3 | 4 | T |
|-------------------|----|----|----|----|----|
| Mansfield (MA) HS | 11 | 17 | 20 | 24 | 72 |
| Elmira District | 8 | 13 | 17 | 4 | 42 |



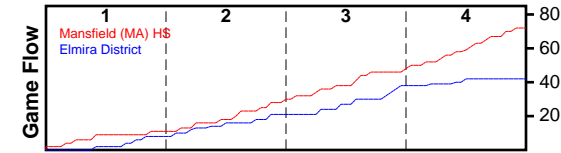
| # | Name | G | MIN | FGM | FGA | FG% | 2PM | 2PA | 2P% | 3PM | 3PA | 3P% | FTM | FTA | FT% | OREB | DREB | REB | AST | STL | BLK | DEF | TO | PF | CHG | PM | PTS |
|----|-------------------|----------|-----------|-----------|-----------|--------------|-----------|-----------|--------------|----------|-----------|--------------|----------|----------|--------------|----------|-----------|-----------|----------|-----------|----------|----------|----------|-----------|----------|-----------|-----------|
| 33 | Gregory Romanko | 1 | 20 | 3 | 7 | 0.429 | 2 | 3 | 0.667 | 1 | 4 | 0.250 | 0 | 2 | 0.000 | 1 | 4 | 5 | 2 | 3 | 0 | 0 | 4 | 2 | 0 | 18 | 7 |
| 31 | Brendan Hill | 1 | 15 | 3 | 5 | 0.600 | 2 | 4 | 0.500 | 1 | 1 | 1.000 | 2 | 2 | 1.000 | 0 | 2 | 2 | 1 | 0 | 0 | 0 | 0 | 1 | 0 | 4 | 9 |
| 2 | Andrew Sullivan | 1 | 3 | 1 | 2 | 0.500 | 1 | 2 | 0.500 | 0 | 0 | 0.000 | 0 | 0 | 0.000 | 0 | 0 | 0 | 0 | 0 | 0 | 0 | 0 | 1 | 0 | 9 | 2 |
| 1 | Cole Cummings | 1 | 10 | 0 | 2 | 0.000 | 0 | 2 | 0.000 | 0 | 0 | 0.000 | 0 | 0 | 0.000 | 2 | 0 | 2 | 0 | 0 | 0 | 0 | 1 | 2 | 0 | 3 | 0 |
| 21 | Vincent Pignone | 1 | 3 | 1 | 1 | 1.000 | 0 | 0 | 0.000 | 1 | 1 | 1.000 | 0 | 0 | 0.000 | 0 | 0 | 0 | 0 | 0 | 0 | 0 | 0 | 0 | 0 | 9 | 3 |
| 32 | Michael Hershman | 1 | 20 | 5 | 8 | 0.625 | 4 | 4 | 1.000 | 1 | 4 | 0.250 | 0 | 1 | 0.000 | 2 | 0 | 2 | 1 | 2 | 0 | 0 | 0 | 0 | 0 | 25 | 11 |
| 15 | Kyle Wisneski | 1 | 3 | 0 | 0 | 0.000 | 0 | 0 | 0.000 | 0 | 0 | 0.000 | 0 | 0 | 0.000 | 0 | 0 | 0 | 0 | 0 | 0 | 0 | 0 | 0 | 0 | 5 | 0 |
| 10 | Matthew Baldasare | 1 | 3 | 1 | 2 | 0.500 | 1 | 2 | 0.500 | 0 | 0 | 0.000 | 0 | 0 | 0.000 | 0 | 0 | 0 | 0 | 2 | 0 | 0 | 1 | 0 | 0 | 5 | 2 |
| 3 | Rocky DeAndrade | 1 | 20 | 2 | 5 | 0.400 | 2 | 3 | 0.667 | 0 | 2 | 0.000 | 0 | 0 | 0.000 | 1 | 0 | 1 | 1 | 2 | 0 | 0 | 1 | 1 | 0 | 22 | 4 |
| 11 | Kevin Conner | 1 | 19 | 4 | 5 | 0.800 | 4 | 5 | 0.800 | 0 | 0 | 0.000 | 0 | 0 | 0.000 | 1 | 4 | 5 | 0 | 1 | 1 | 0 | 0 | 4 | 0 | 36 | 8 |
| 50 | Michael Boen | 1 | 2 | 0 | 0 | 0.000 | 0 | 0 | 0.000 | 0 | 0 | 0.000 | 0 | 0 | 0.000 | 0 | 0 | 0 | 0 | 0 | 0 | 0 | 0 | 0 | 0 | 2 | 0 |
| 5 | Brian Hershman | 1 | 21 | 7 | 8 | 0.875 | 7 | 7 | 1.000 | 0 | 1 | 0.000 | 2 | 4 | 0.500 | 1 | 4 | 5 | 0 | 2 | 0 | 0 | 1 | 2 | 0 | 23 | 16 |
| 4 | Terrance O'Mara | 1 | 20 | 4 | 11 | 0.364 | 2 | 6 | 0.333 | 2 | 5 | 0.400 | 0 | 0 | 0.000 | 1 | 3 | 4 | 2 | 1 | 0 | 0 | 0 | 3 | 0 | 20 | 10 |
| 44 | Sean Higgins | 1 | 9 | 0 | 2 | 0.000 | 0 | 2 | 0.000 | 0 | 0 | 0.000 | 0 | 0 | 0.000 | 0 | 2 | 2 | 1 | 0 | 0 | 0 | 1 | 0 | 0 | 9 | 0 |
| | TOTALS | 1 | 32 | 31 | 58 | 0.534 | 25 | 40 | 0.625 | 6 | 18 | 0.333 | 4 | 9 | 0.444 | 9 | 19 | 28 | 8 | 13 | 1 | 0 | 9 | 16 | 0 | 30 | 72 |



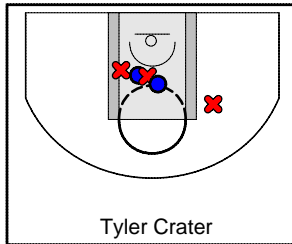
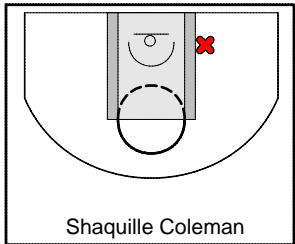
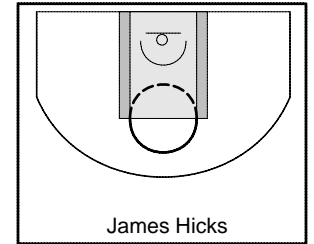
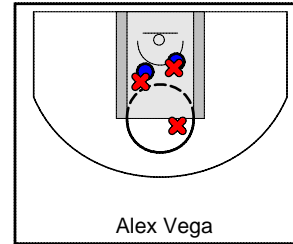
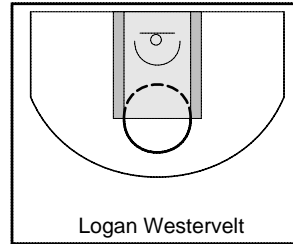
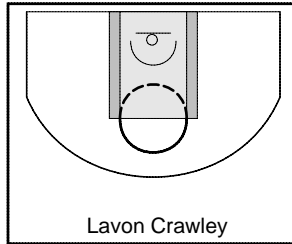
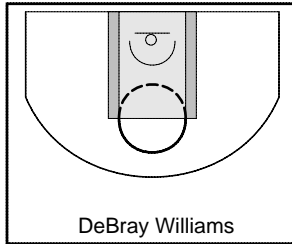
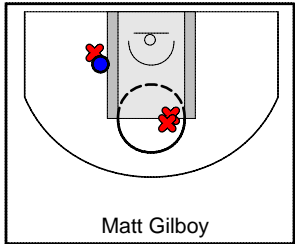
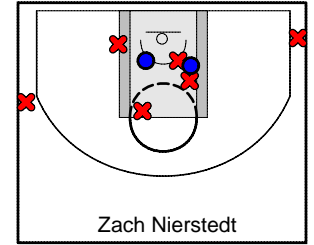
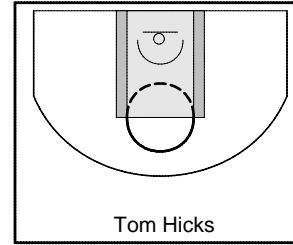
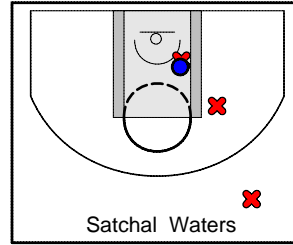
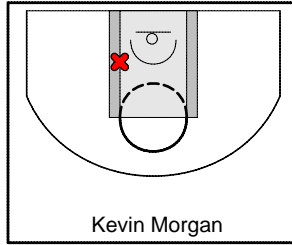
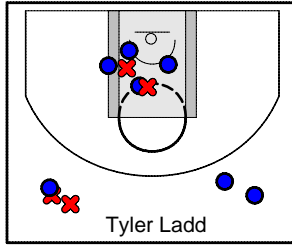
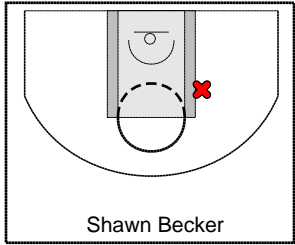
Elmira District

12/29/11 Mansfield (MA) HS at Elmira District

| | 1 | 2 | 3 | 4 | T |
|-------------------|----|----|----|----|----|
| Mansfield (MA) HS | 11 | 17 | 20 | 24 | 72 |
| Elmira District | 8 | 13 | 17 | 4 | 42 |



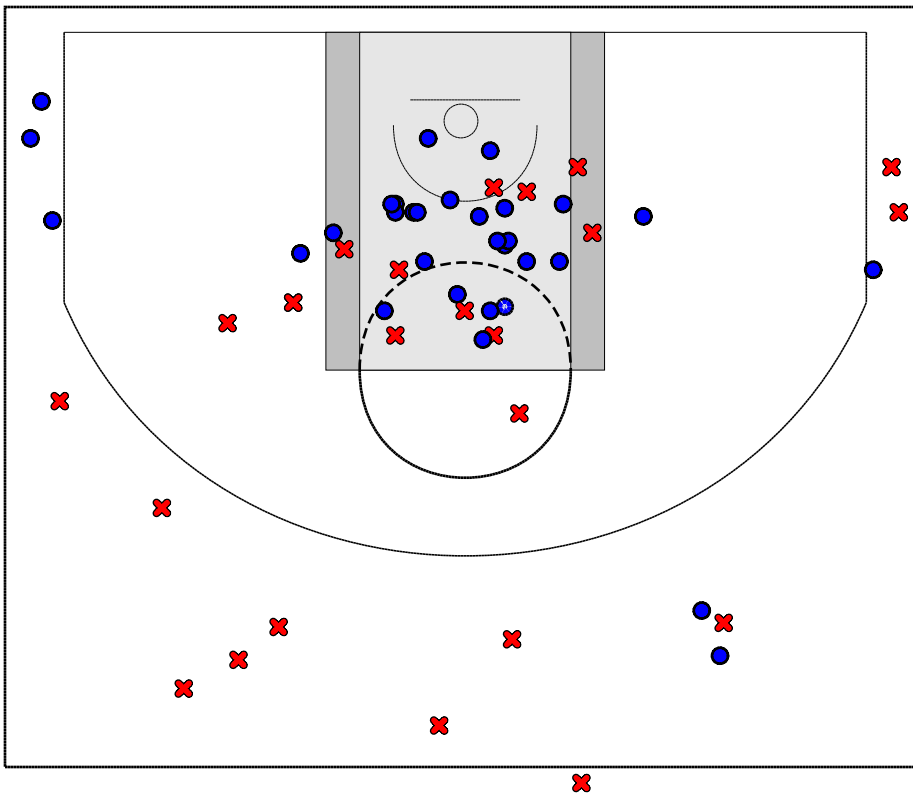
| # | Name | G | MIN | FGM | FGA | FG% | 2PM | 2PA | 2P% | 3PM | 3PA | 3P% | FTM | FTA | FT% | OREB | DREB | REB | AST | STL | BLK | DEF | TO | PF | CHG | PM | PTS |
|----|-------------------|---|-----|-----|-----|-------|-----|-----|-------|-----|-----|-------|-----|-----|-------|------|------|-----|-----|-----|-----|-----|----|----|-----|-----|-----|
| 31 | Shawn Becker | 1 | 5 | 0 | 1 | 0.000 | 0 | 1 | 0.000 | 0 | 0 | 0.000 | 0 | 0 | 0.000 | 0 | 0 | 0 | 0 | 0 | 0 | 0 | 2 | 0 | 0 | -14 | 0 |
| 10 | Tyler Ladd | 1 | 30 | 6 | 10 | 0.600 | 3 | 5 | 0.600 | 3 | 5 | 0.600 | 3 | 5 | 0.600 | 1 | 6 | 7 | 1 | 1 | 1 | 0 | 3 | 1 | 0 | -33 | 18 |
| 12 | Kevin Morgan | 1 | 8 | 0 | 2 | 0.000 | 0 | 2 | 0.000 | 0 | 0 | 0.000 | 0 | 0 | 0.000 | 0 | 1 | 1 | 0 | 0 | 0 | 0 | 0 | 0 | 0 | -22 | 0 |
| 14 | Satchal Waters | 1 | 20 | 1 | 4 | 0.250 | 1 | 3 | 0.333 | 0 | 1 | 0.000 | 2 | 2 | 1.000 | 0 | 2 | 2 | 1 | 1 | 0 | 0 | 3 | 3 | 0 | -21 | 4 |
| 33 | Tom Hicks | 1 | 3 | 0 | 0 | 0.000 | 0 | 0 | 0.000 | 0 | 0 | 0.000 | 0 | 2 | 0.000 | 1 | 0 | 1 | 0 | 0 | 0 | 0 | 0 | 0 | 0 | -5 | 0 |
| 32 | Zach Nierstedt | 1 | 24 | 1 | 7 | 0.143 | 1 | 5 | 0.200 | 0 | 2 | 0.000 | 0 | 2 | 0.000 | 1 | 1 | 2 | 0 | 0 | 1 | 0 | 2 | 2 | 0 | -24 | 2 |
| 23 | Matt Gilboy | 1 | 16 | 1 | 4 | 0.250 | 1 | 4 | 0.250 | 0 | 0 | 0.000 | 0 | 0 | 0.000 | 1 | 0 | 1 | 0 | 0 | 0 | 0 | 0 | 0 | 0 | -9 | 2 |
| 35 | DeBray Williams | 0 | 0 | 0 | 0 | 0.000 | 0 | 0 | 0.000 | 0 | 0 | 0.000 | 0 | 0 | 0.000 | 0 | 0 | 0 | 0 | 0 | 0 | 0 | 0 | 0 | 0 | 0 | 0 |
| 30 | Lavon Crawley | 1 | 21 | 1 | 1 | 1.000 | 1 | 1 | 1.000 | 0 | 0 | 0.000 | 4 | 6 | 0.667 | 4 | 3 | 7 | 0 | 0 | 0 | 0 | 3 | 0 | 0 | -30 | 6 |
| 20 | Logan Westervelt | 0 | 0 | 0 | 0 | 0.000 | 0 | 0 | 0.000 | 0 | 0 | 0.000 | 0 | 0 | 0.000 | 0 | 0 | 0 | 0 | 0 | 0 | 0 | 0 | 0 | 0 | 0 | 0 |
| 21 | Alex Vega | 1 | 11 | 2 | 5 | 0.400 | 2 | 5 | 0.400 | 0 | 0 | 0.000 | 0 | 2 | 0.000 | 0 | 1 | 1 | 0 | 0 | 0 | 0 | 0 | 4 | 0 | -6 | 4 |
| 34 | James Hicks | 1 | 3 | 0 | 0 | 0.000 | 0 | 0 | 0.000 | 0 | 0 | 0.000 | 0 | 0 | 0.000 | 0 | 1 | 1 | 0 | 0 | 0 | 0 | 1 | 0 | 0 | -5 | 0 |
| 22 | Shaquille Coleman | 1 | 10 | 0 | 1 | 0.000 | 0 | 1 | 0.000 | 0 | 0 | 0.000 | 1 | 2 | 0.500 | 0 | 0 | 0 | 0 | 0 | 0 | 0 | 2 | 0 | 0 | -21 | 1 |
| 11 | Tyler Crater | 1 | 14 | 2 | 5 | 0.400 | 2 | 5 | 0.400 | 0 | 0 | 0.000 | 1 | 1 | 1.000 | 1 | 1 | 2 | 2 | 2 | 0 | 0 | 2 | 0 | 0 | 0 | 5 |
| | TOTALS | 1 | 32 | 14 | 40 | 0.350 | 11 | 32 | 0.344 | 3 | 8 | 0.375 | 11 | 22 | 0.500 | 9 | 16 | 25 | 4 | 4 | 2 | 0 | 18 | 10 | 0 | -30 | 42 |



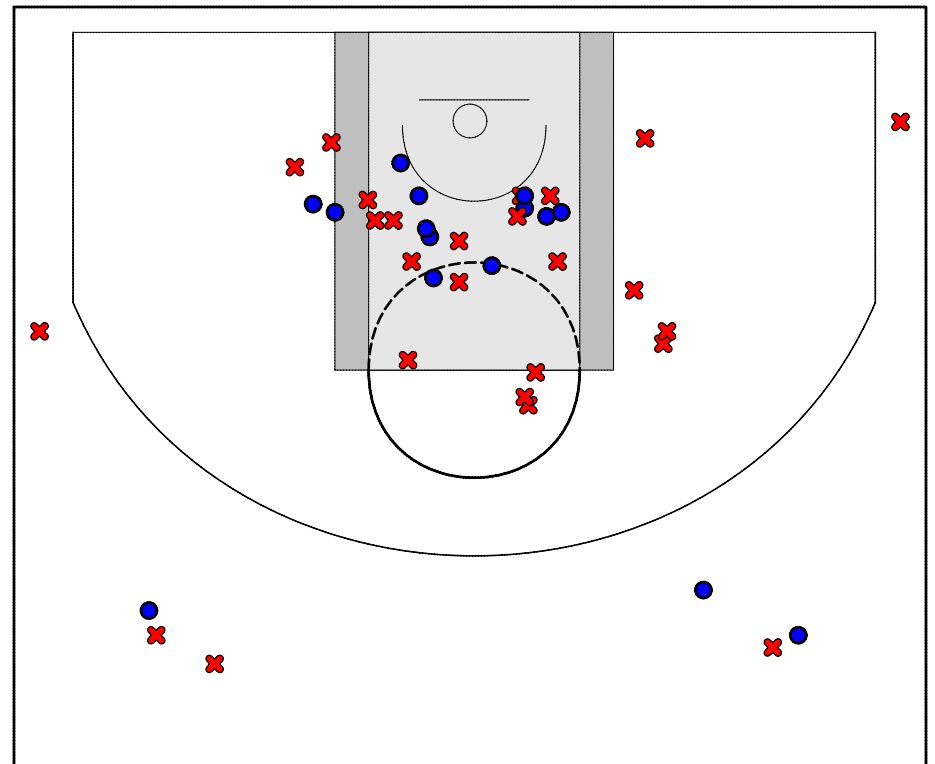
Game Summary Comparison

| Statistic | Mansfield (MA) HS | Elmira District |
|--------------------|-------------------|-----------------|
| Points | 72 | 42 |
| <i>Field Goals</i> | 31 / 58 | 14 / 40 |
| <i>2 Point</i> | 25 / 40 | 11 / 32 |
| <i>3 Point</i> | 6 / 18 | 3 / 8 |
| <i>Free Throws</i> | 4 / 9 | 11 / 22 |
| Assists | 8 | 4 |
| Rebounds | 28 | 25 |
| <i>Offensive</i> | 9 | 9 |
| <i>Defensive</i> | 19 | 16 |
| Blocks | 1 | 2 |
| Steals | 13 | 4 |
| Deflections | 0 | 0 |
| Turnovers | 9 | 18 |
| Charges Taken | 0 | 0 |
| Personal Fouls | 16 | 10 |

Mansfield (MA) HS



Elmira District



Mansfield (MA) HS Turnovers

| Period | Clock | Player | Turnover Type |
|------------|-------|-----------------------|---------------|
| 1st Period | 7:25 | #32 Michael Hershman | Steal |
| 1st Period | 6:06 | #3 Rocky DeAndrade | Steal |
| 1st Period | 5:07 | #3 Rocky DeAndrade | Traveling |
| 1st Period | 5:06 | #5 Brian Hershman | Out of Bounds |
| 1st Period | 3:34 | #33 Gregory Romanko | Steal |
| 1st Period | 3:31 | #33 Gregory Romanko | Out of Bounds |
| 2nd Period | 3:19 | #5 Brian Hershman | Steal |
| 3rd Period | 5:40 | #32 Michael Hershman | Steal |
| 3rd Period | 4:26 | #33 Gregory Romanko | Steal |
| 3rd Period | 3:42 | #1 Cole Cummings | Traveling |
| 3rd Period | 2:16 | #33 Gregory Romanko | Steal |
| 4th Period | 7:29 | #11 Kevin Conner | Steal |
| 4th Period | 5:14 | #3 Rocky DeAndrade | Steal |
| 4th Period | 5:02 | #4 Terrance O'Mara | Steal |
| 4th Period | 3:09 | #5 Brian Hershman | Steal |
| 4th Period | 0:32 | #10 Matthew Baldasare | Steal |
| 4th Period | 0:16 | #10 Matthew Baldasare | Steal |
| 4th Period | 0:14 | #10 Matthew Baldasare | Out of Bounds |

Mansfield (MA) HS Fouls

| Period | Clock | Player | Foul |
|------------|-------|---------------------|--------------------------------|
| 1st Period | 5:54 | #4 Terrance O'Mara | Holding (Def) |
| 1st Period | 3:30 | #33 Gregory Romanko | Holding (Def) |
| 1st Period | 3:15 | #1 Cole Cummings | Holding (Def) |
| 1st Period | 2:13 | The team | Holding (Def) |
| 2nd Period | 6:15 | #3 Rocky DeAndrade | Blocking (Def) |
| 2nd Period | 4:47 | #11 Kevin Conner | Reaching in (Def) |
| 2nd Period | 3:48 | #4 Terrance O'Mara | Holding (Def) |
| 2nd Period | 2:03 | #11 Kevin Conner | Pushing (Def) |
| 2nd Period | 1:54 | #5 Brian Hershman | Reaching in (Def) |
| 3rd Period | 5:05 | #5 Brian Hershman | Blocking (Def) |
| 3rd Period | 4:12 | #1 Cole Cummings | Blocking (Def) |
| 3rd Period | 1:19 | #4 Terrance O'Mara | Blocking (Def) |
| 3rd Period | 0:24 | #31 Brendan Hill | Screening (Off) |
| 3rd Period | 0:22 | The coach | Unsportsmanlike conduct (Tech) |
| 4th Period | 6:16 | #33 Gregory Romanko | Pushing (Def) |
| 4th Period | 4:39 | #11 Kevin Conner | Holding (Def) |
| 4th Period | 2:51 | #11 Kevin Conner | Pushing (Def) |
| 4th Period | 0:00 | #2 Andrew Sullivan | Pushing (Def) |

Elmira District Turnovers

| Period | Clock | Player | Turnover Type |
|------------|-------|-----------------------|----------------------|
| 1st Period | 2:57 | #11 Tyler Crater | Out of Bounds |
| 1st Period | 2:16 | #11 Tyler Crater | Steal |
| 1st Period | 1:54 | #10 Tyler Ladd | Steal |
| 1st Period | 0:25 | #11 Tyler Crater | Steal |
| 1st Period | 0:22 | #11 Tyler Crater | Traveling |
| 2nd Period | 5:14 | #22 Shaquille Coleman | Shot Clock Violation |
| 3rd Period | 3:03 | #30 Lavon Crawley | Traveling |
| 3rd Period | 1:06 | #14 Satchal Waters | Steal |
| 4th Period | 0:55 | #31 Shawn Becker | Out of Bounds |

Elmira District Fouls

| Period | Clock | Player | Foul |
|------------|-------|--------------------|----------------------|
| 1st Period | 7:44 | #14 Satchal Waters | Blocking (Def) |
| 2nd Period | 6:27 | #32 Zach Nierstedt | Holding (Def) |
| 2nd Period | 5:44 | #21 Alex Vega | Blocking (Def) |
| 2nd Period | 4:19 | #21 Alex Vega | Blocking (Def) |
| 3rd Period | 6:27 | #10 Tyler Ladd | Reaching in (Def) |
| 3rd Period | 6:02 | #32 Zach Nierstedt | Holding (Def) |
| 3rd Period | 5:08 | #21 Alex Vega | Pushing (Def) |
| 3rd Period | 4:57 | #21 Alex Vega | Reaching in (Def) |
| 3rd Period | 4:37 | #14 Satchal Waters | Other (Def) |
| 3rd Period | 3:49 | #21 Alex Vega | Pushing (Def) |
| 3rd Period | 3:48 | #21 Alex Vega | Adjustment (Removed) |
| 4th Period | 3:44 | #14 Satchal Waters | Holding (Def) |