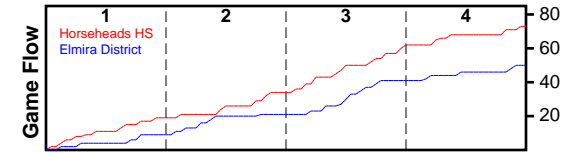


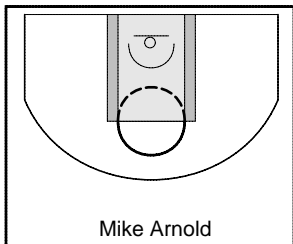
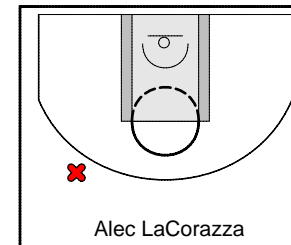

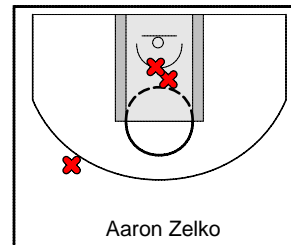
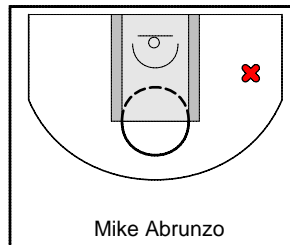


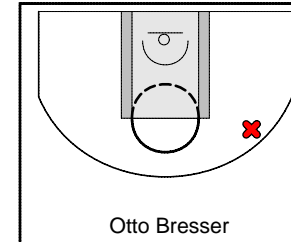
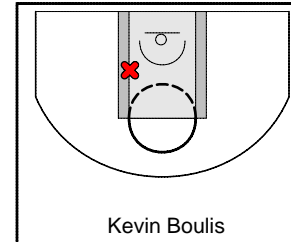
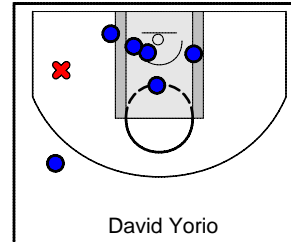
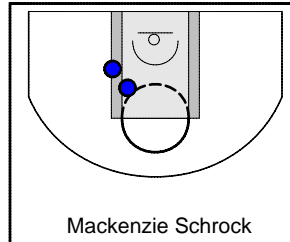
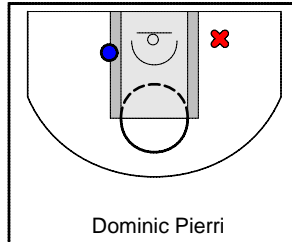
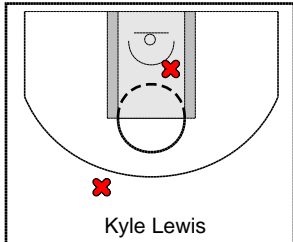
# Horseheads HS

12/28/11 Horseheads HS at Elmira District

|                 | 1  | 2  | 3  | 4  | T  |
|-----------------|----|----|----|----|----|
| Horseheads HS   | 19 | 15 | 26 | 13 | 73 |
| Elmira District | 9  | 12 | 20 | 9  | 50 |



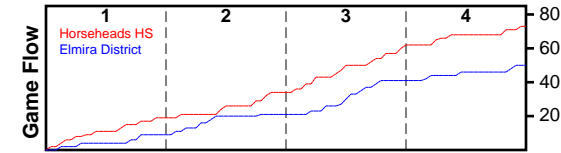
| #  | Name              | G        | MIN       | FGM       | FGA       | FG%          | 2PM       | 2PA       | 2P%          | 3PM      | 3PA       | 3P%          | FTM      | FTA       | FT%          | OREB      | DREB      | REB       | AST      | STL      | BLK      | DEF      | TO        | PF        | CHG      | PM        | PTS       |
|----|-------------------|----------|-----------|-----------|-----------|--------------|-----------|-----------|--------------|----------|-----------|--------------|----------|-----------|--------------|-----------|-----------|-----------|----------|----------|----------|----------|-----------|-----------|----------|-----------|-----------|
| 24 | Kyle Lewis        | 1        | 28        | 0         | 2         | 0.000        | 0         | 2         | 0.000        | 0        | 0         | 0.000        | 0        | 0         | 0.000        | 0         | 1         | 1         | 3        | 1        | 0        | 0        | 1         | 0         | 1        | 26        | 0         |
| 40 | Dominic Pierri    | 1        | 6         | 1         | 2         | 0.500        | 1         | 2         | 0.500        | 0        | 0         | 0.000        | 0        | 2         | 0.000        | 1         | 1         | 2         | 0        | 0        | 0        | 0        | 0         | 2         | 0        | 7         | 2         |
| 33 | Mackenzie Schrock | 1        | 8         | 2         | 2         | 1.000        | 2         | 2         | 1.000        | 0        | 0         | 0.000        | 1        | 3         | 0.333        | 0         | 0         | 0         | 1        | 0        | 0        | 0        | 1         | 2         | 0        | -3        | 5         |
| 30 | David Yorio       | 1        | 27        | 6         | 9         | 0.667        | 5         | 7         | 0.714        | 1        | 2         | 0.500        | 0        | 0         | 0.000        | 2         | 4         | 6         | 0        | 2        | 0        | 0        | 5         | 2         | 0        | 20        | 13        |
| 23 | Kevin Boulis      | 1        | 6         | 0         | 2         | 0.000        | 0         | 2         | 0.000        | 0        | 0         | 0.000        | 0        | 0         | 0.000        | 0         | 0         | 0         | 0        | 0        | 0        | 0        | 0         | 0         | 0        | 2         | 0         |
| 41 | Otto Bresser      | 1        | 4         | 0         | 1         | 0.000        | 0         | 0         | 0.000        | 0        | 1         | 0.000        | 0        | 0         | 0.000        | 1         | 0         | 1         | 0        | 0        | 0        | 0        | 0         | 1         | 0        | 1         | 0         |
| 21 | Nick VanBrunt     | 1        | 23        | 7         | 9         | 0.778        | 4         | 4         | 1.000        | 3        | 5         | 0.600        | 2        | 5         | 0.400        | 1         | 1         | 2         | 0        | 1        | 0        | 0        | 1         | 2         | 0        | 22        | 19        |
| 35 | Patrick Matkosky  | 1        | 24        | 6         | 11        | 0.545        | 5         | 8         | 0.625        | 1        | 3         | 0.333        | 0        | 1         | 0.000        | 1         | 5         | 6         | 2        | 0        | 1        | 0        | 2         | 1         | 0        | 27        | 13        |
| 32 | Mike Abrunzo      | 1        | 3         | 1         | 2         | 0.500        | 0         | 0         | 0.000        | 1        | 2         | 0.500        | 0        | 0         | 0.000        | 0         | 0         | 0         | 0        | 0        | 0        | 0        | 0         | 0         | 0        | 1         | 3         |
| 20 | Aaron Zelko       | 1        | 9         | 0         | 4         | 0.000        | 0         | 3         | 0.000        | 0        | 1         | 0.000        | 0        | 2         | 0.000        | 1         | 0         | 1         | 0        | 0        | 0        | 0        | 0         | 1         | 0        | 2         | 0         |
| 34 | Bobby Beeman      | 1        | 23        | 8         | 11        | 0.727        | 6         | 8         | 0.750        | 2        | 3         | 0.667        | 2        | 4         | 0.500        | 4         | 8         | 12        | 0        | 2        | 1        | 0        | 3         | 3         | 0        | 28        | 20        |
| 31 | Alec LaCorazza    | 1        | 5         | 0         | 1         | 0.000        | 0         | 0         | 0.000        | 0        | 1         | 0.000        | 0        | 0         | 0.000        | 0         | 0         | 0         | 0        | 0        | 0        | 0        | 0         | 1         | 0        | -1        | 0         |
| 25 | Mike Arnold       | 1        | 2         | 0         | 0         | 0.000        | 0         | 0         | 0.000        | 0        | 0         | 0.000        | 0        | 0         | 0.000        | 0         | 1         | 1         | 0        | 0        | 0        | 0        | 0         | 1         | 0        | 3         | 0         |
|    | <b>TOTALS</b>     | <b>1</b> | <b>32</b> | <b>31</b> | <b>56</b> | <b>0.554</b> | <b>23</b> | <b>38</b> | <b>0.605</b> | <b>8</b> | <b>18</b> | <b>0.444</b> | <b>5</b> | <b>17</b> | <b>0.294</b> | <b>11</b> | <b>21</b> | <b>32</b> | <b>6</b> | <b>6</b> | <b>2</b> | <b>0</b> | <b>13</b> | <b>16</b> | <b>1</b> | <b>23</b> | <b>75</b> |



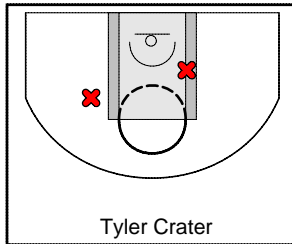
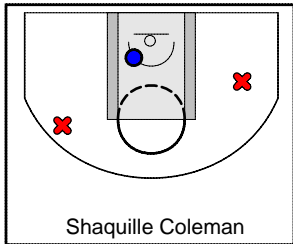
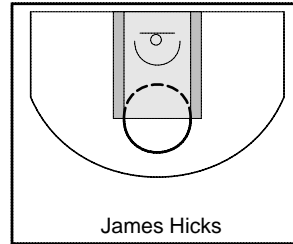
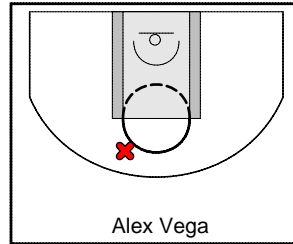
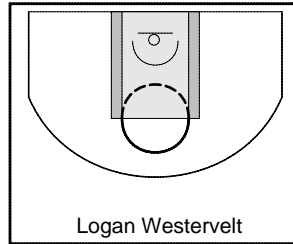
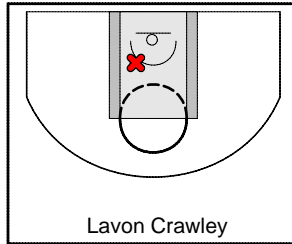
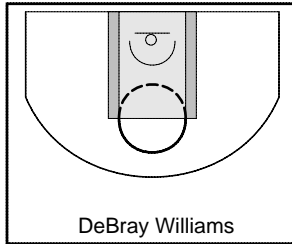
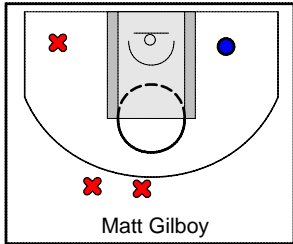

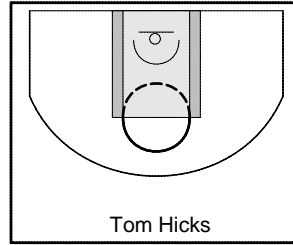
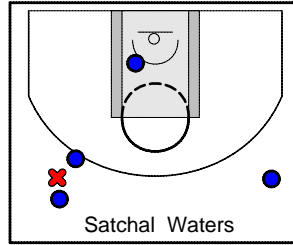
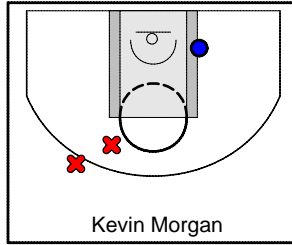
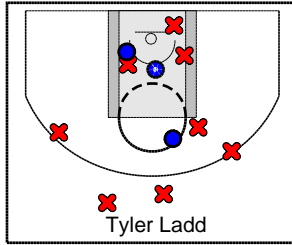
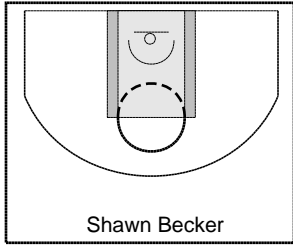
# Elmira District

12/28/11 Horseheads HS at Elmira District

|                 | 1  | 2  | 3  | 4  | T  |
|-----------------|----|----|----|----|----|
| Horseheads HS   | 19 | 15 | 26 | 13 | 73 |
| Elmira District | 9  | 12 | 20 | 9  | 50 |



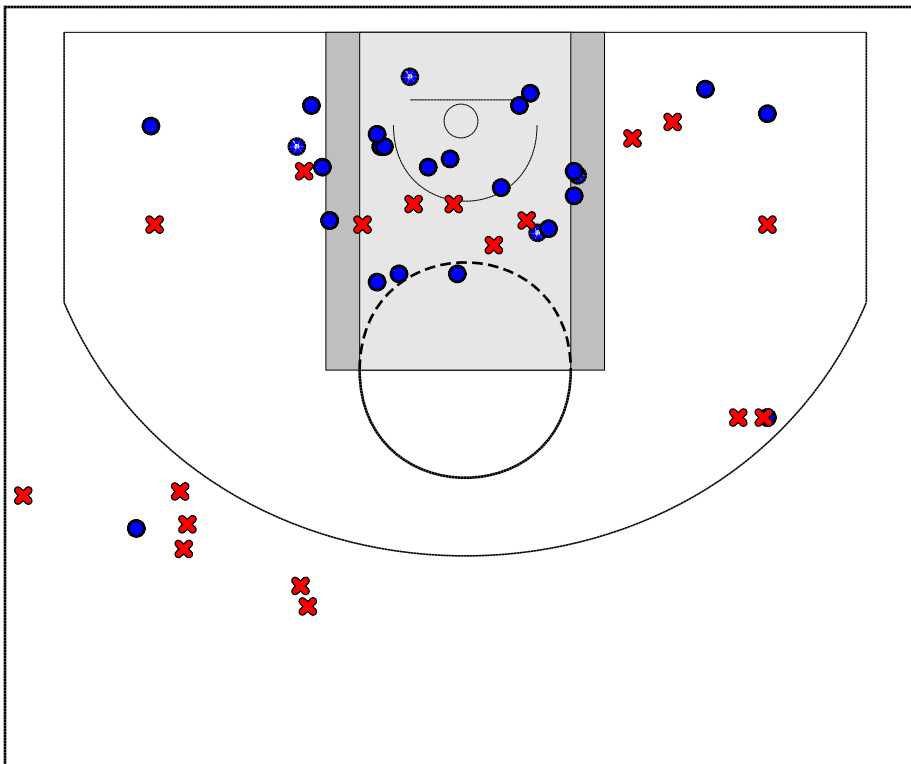
| #  | Name              | G        | MIN       | FGM       | FGA       | FG%          | 2PM       | 2PA       | 2P%          | 3PM      | 3PA       | 3P%          | FTM       | FTA       | FT%          | OREB     | DREB      | REB       | AST      | STL      | BLK      | DEF      | TO        | PF        | CHG      | PM         | PTS       |   |
|----|-------------------|----------|-----------|-----------|-----------|--------------|-----------|-----------|--------------|----------|-----------|--------------|-----------|-----------|--------------|----------|-----------|-----------|----------|----------|----------|----------|-----------|-----------|----------|------------|-----------|---|
| 31 | Shawn Becker      | 1        | 4         | 0         | 0         | 0.000        | 0         | 0         | 0.000        | 0        | 0         | 0.000        | 2         | 2         | 1.000        | 0        | 0         | 0         | 0        | 0        | 0        | 0        | 0         | 0         | 0        | 0          | -1        | 2 |
| 10 | Tyler Ladd        | 1        | 29        | 2         | 10        | 0.200        | 2         | 6         | 0.333        | 0        | 4         | 0.000        | 2         | 5         | 0.400        | 0        | 2         | 2         | 1        | 0        | 1        | 0        | 7         | 3         | 0        | -26        | 6         |   |
| 12 | Kevin Morgan      | 1        | 9         | 1         | 3         | 0.333        | 1         | 2         | 0.500        | 0        | 1         | 0.000        | 0         | 1         | 0.000        | 0        | 1         | 1         | 0        | 0        | 0        | 0        | 0         | 2         | 0        | -9         | 2         |   |
| 14 | Satchal Waters    | 1        | 21        | 5         | 7         | 0.714        | 2         | 3         | 0.667        | 3        | 4         | 0.750        | 0         | 0         | 0.000        | 2        | 0         | 2         | 0        | 0        | 0        | 0        | 0         | 0         | 0        | -15        | 13        |   |
| 33 | Tom Hicks         | 0        | 0         | 0         | 0         | 0.000        | 0         | 0         | 0.000        | 0        | 0         | 0.000        | 0         | 0         | 0.000        | 0        | 0         | 0         | 0        | 0        | 0        | 0        | 0         | 0         | 0        | 0          | 0         |   |
| 32 | Zach Nierstedt    | 1        | 25        | 6         | 16        | 0.375        | 6         | 14        | 0.429        | 0        | 2         | 0.000        | 3         | 3         | 1.000        | 3        | 7         | 10        | 0        | 1        | 3        | 0        | 2         | 2         | 0        | -18        | 15        |   |
| 15 | Matt Gilboy       | 1        | 22        | 1         | 4         | 0.250        | 1         | 1         | 1.000        | 0        | 3         | 0.000        | 2         | 2         | 1.000        | 0        | 1         | 1         | 0        | 1        | 0        | 0        | 1         | 2         | 0        | -15        | 4         |   |
| 35 | DeBray Williams   | 0        | 0         | 0         | 0         | 0.000        | 0         | 0         | 0.000        | 0        | 0         | 0.000        | 0         | 0         | 0.000        | 0        | 0         | 0         | 0        | 0        | 0        | 0        | 0         | 0         | 0        | 0          | 0         |   |
| 30 | Lavon Crawley     | 1        | 19        | 0         | 1         | 0.000        | 0         | 1         | 0.000        | 0        | 0         | 0.000        | 1         | 2         | 0.500        | 0        | 2         | 2         | 1        | 1        | 0        | 0        | 2         | 2         | 0        | -14        | 1         |   |
| 20 | Logan Westervelt  | 0        | 0         | 0         | 0         | 0.000        | 0         | 0         | 0.000        | 0        | 0         | 0.000        | 0         | 0         | 0.000        | 0        | 0         | 0         | 0        | 0        | 0        | 0        | 0         | 0         | 0        | 0          | 0         |   |
| 21 | Alex Vega         | 1        | 14        | 0         | 1         | 0.000        | 0         | 1         | 0.000        | 0        | 0         | 0.000        | 0         | 0         | 0.000        | 0        | 0         | 0         | 2        | 1        | 0        | 0        | 0         | 2         | 0        | -15        | 0         |   |
| 34 | James Hicks       | 0        | 0         | 0         | 0         | 0.000        | 0         | 0         | 0.000        | 0        | 0         | 0.000        | 0         | 0         | 0.000        | 0        | 0         | 0         | 0        | 0        | 0        | 0        | 0         | 0         | 0        | 0          | 0         |   |
| 22 | Shaquille Coleman | 1        | 12        | 3         | 5         | 0.600        | 2         | 2         | 1.000        | 1        | 3         | 0.333        | 0         | 0         | 0.000        | 1        | 1         | 2         | 0        | 0        | 0        | 0        | 0         | 0         | 0        | -12        | 7         |   |
| 11 | Tyler Crater      | 1        | 11        | 0         | 3         | 0.000        | 0         | 3         | 0.000        | 0        | 0         | 0.000        | 0         | 0         | 0.000        | 2        | 2         | 4         | 0        | 1        | 0        | 0        | 0         | 1         | 0        | -10        | 0         |   |
|    | <b>TOTALS</b>     | <b>1</b> | <b>32</b> | <b>18</b> | <b>50</b> | <b>0.360</b> | <b>14</b> | <b>33</b> | <b>0.424</b> | <b>4</b> | <b>17</b> | <b>0.235</b> | <b>10</b> | <b>15</b> | <b>0.667</b> | <b>8</b> | <b>16</b> | <b>24</b> | <b>4</b> | <b>5</b> | <b>4</b> | <b>0</b> | <b>12</b> | <b>14</b> | <b>0</b> | <b>-23</b> | <b>50</b> |   |



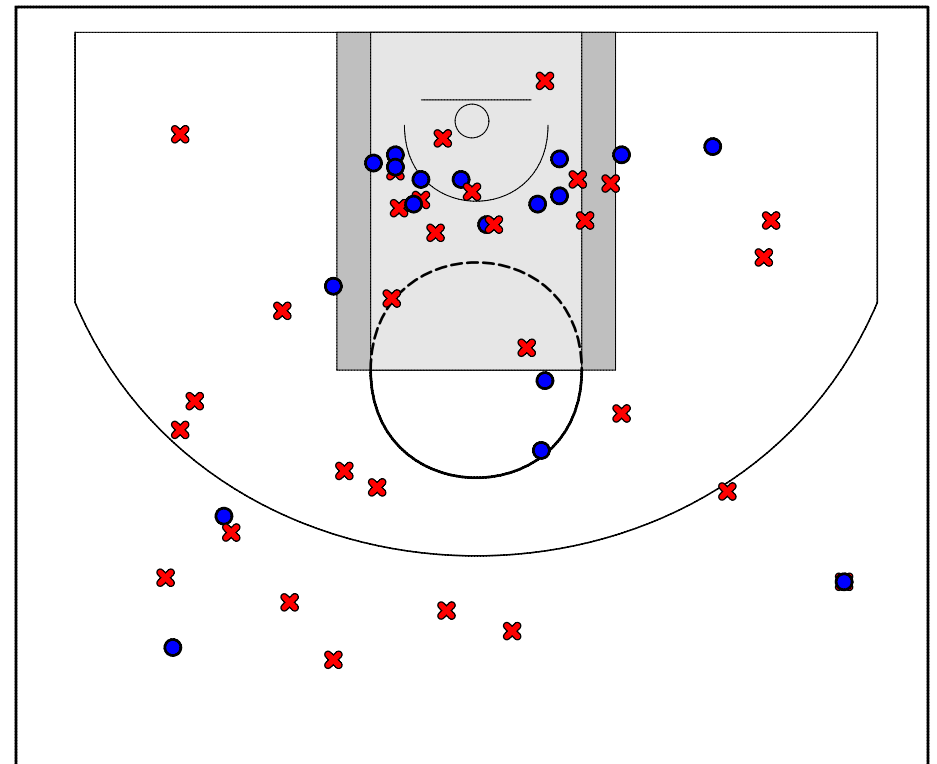
## Game Summary Comparison

| Statistic          | Horseheads HS | Elmira District |
|--------------------|---------------|-----------------|
| Points             | 75            | 50              |
| <i>Field Goals</i> | 31 / 56       | 18 / 50         |
| 2 Point            | 23 / 38       | 14 / 33         |
| 3 Point            | 8 / 18        | 4 / 17          |
| <i>Free Throws</i> | 5 / 17        | 10 / 15         |
| Assists            | 6             | 4               |
| Rebounds           | 32            | 24              |
| <i>Offensive</i>   | 11            | 8               |
| <i>Defensive</i>   | 21            | 16              |
| Blocks             | 2             | 4               |
| Steals             | 6             | 5               |
| Deflections        | 0             | 0               |
| Turnovers          | 13            | 12              |
| Charges Taken      | 1             | 0               |
| Personal Fouls     | 16            | 14              |

Horseheads HS



Elmira District



## Horseheads HS Turnovers

| Period     | Clock | Player                | Turnover Type |
|------------|-------|-----------------------|---------------|
| 1st Period | 7:56  | #34 Bobby Beeman      | Out of Bounds |
| 1st Period | 6:16  | #24 Kyle Lewis        | Traveling     |
| 1st Period | 6:02  | #34 Bobby Beeman      | Steal         |
| 1st Period | 3:50  | #30 David Yorio       | Traveling     |
| 1st Period | 3:47  | #21 Nick VanBrunt     | Steal         |
| 1st Period | 3:15  | #35 Patrick Matkosky  | Traveling     |
| 1st Period | 3:09  | #30 David Yorio       | Steal         |
| 1st Period | 1:16  | #35 Patrick Matkosky  | Out of Bounds |
| 2nd Period | 6:00  | #30 David Yorio       | Steal         |
| 2nd Period | 5:53  | #33 Mackenzie Schrock | Out of Bounds |
| 3rd Period | 5:51  | #34 Bobby Beeman      | Steal         |
| 3rd Period | 4:59  | #30 David Yorio       | Out of Bounds |
| 3rd Period | 4:23  | #24 Kyle Lewis        | Steal         |
| 4th Period | 7:18  | #21 Nick VanBrunt     | Out of Bounds |

## Horseheads HS Fouls

| Period     | Clock | Player                | Foul               |
|------------|-------|-----------------------|--------------------|
| 1st Period | 7:09  | #21 Nick VanBrunt     | Reaching in (Def)  |
| 1st Period | 2:07  | #30 David Yorio       | Blocking (Def)     |
| 1st Period | 1:10  | #20 Aaron Zelko       | Pushing (Def)      |
| 2nd Period | 7:21  | #35 Patrick Matkosky  | Reaching in (Def)  |
| 2nd Period | 6:42  | #33 Mackenzie Schrock | Other (Def)        |
| 2nd Period | 5:11  | #33 Mackenzie Schrock | Blocking (Def)     |
| 2nd Period | 1:24  | #34 Bobby Beeman      | Other (Def)        |
| 3rd Period | 5:13  | #34 Bobby Beeman      | Blocking (Def)     |
| 3rd Period | 4:09  | #34 Bobby Beeman      | Reaching in (Def)  |
| 3rd Period | 4:08  | #25 Mike Arnold       | Blocking (Def)     |
| 3rd Period | 3:35  | #21 Nick VanBrunt     | Adjustment (Added) |
| 3rd Period | 0:05  | #40 Dominic Pierri    | Other (Def)        |
| 4th Period | 6:40  | #30 David Yorio       | Holding (Def)      |
| 4th Period | 2:52  | #41 Otto Bresser      | Screening (Off)    |
| 4th Period | 0:58  | #40 Dominic Pierri    | Blocking (Def)     |
| 4th Period | 0:34  | #31 Alec LaCorazza    | Other (Def)        |

### Elmira District Turnovers

| Period     | Clock | Player             | Turnover Type |
|------------|-------|--------------------|---------------|
| 1st Period | 6:38  | #30 Lavon Crawley  | Other         |
| 1st Period | 4:16  | #15 Matt Gilboy    | Traveling     |
| 2nd Period | 4:49  | #30 Lavon Crawley  | Steal         |
| 2nd Period | 3:49  | #10 Tyler Ladd     | Other         |
| 2nd Period | 2:58  | #11 Tyler Crater   | Steal         |
| 2nd Period | 2:06  | #21 Alex Vega      | Steal         |
| 3rd Period | 7:33  | #10 Tyler Ladd     | Traveling     |
| 3rd Period | 6:31  | #30 Lavon Crawley  | Out of Bounds |
| 3rd Period | 3:09  | #32 Zach Nierstedt | Steal         |
| 3rd Period | 2:39  | #15 Matt Gilboy    | Steal         |
| 4th Period | 3:13  | #10 Tyler Ladd     | Traveling     |

### Elmira District Fouls

| Period     | Clock | Player             | Foul              |
|------------|-------|--------------------|-------------------|
| 1st Period | 5:19  | #32 Zach Nierstedt | Reaching in (Def) |
| 1st Period | 1:01  | #12 Kevin Morgan   | Screening (Off)   |
| 1st Period | 0:47  | #10 Tyler Ladd     | Other (Def)       |
| 2nd Period | 6:04  | #30 Lavon Crawley  | Other (Def)       |
| 2nd Period | 3:04  | #15 Matt Gilboy    | Other (Def)       |
| 2nd Period | 0:52  | #11 Tyler Crater   | Blocking (Def)    |
| 3rd Period | 7:54  | #10 Tyler Ladd     | Reaching in (Def) |
| 3rd Period | 5:57  | #30 Lavon Crawley  | Blocking (Def)    |
| 3rd Period | 4:35  | #15 Matt Gilboy    | Other (Def)       |
| 3rd Period | 0:08  | #32 Zach Nierstedt | Blocking (Def)    |
| 4th Period | 7:38  | #10 Tyler Ladd     | Charging (Off)    |
| 4th Period | 5:34  | #21 Alex Vega      | Reaching in (Def) |
| 4th Period | 2:46  | #21 Alex Vega      | Other (Def)       |
| 4th Period | 2:14  | #12 Kevin Morgan   | Other (Def)       |