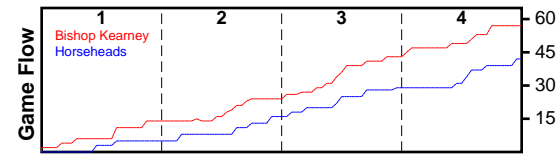


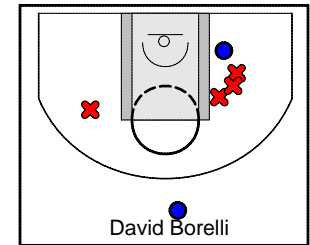
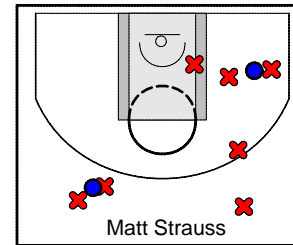
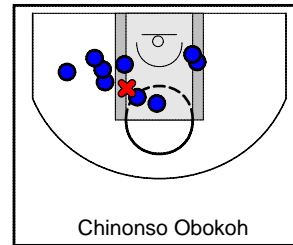
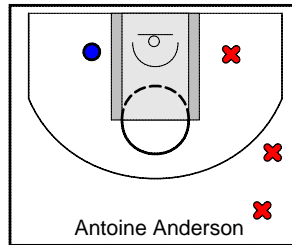
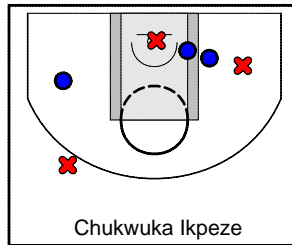
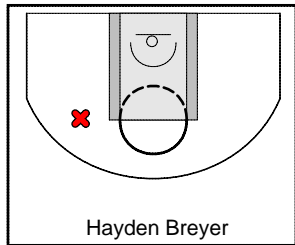
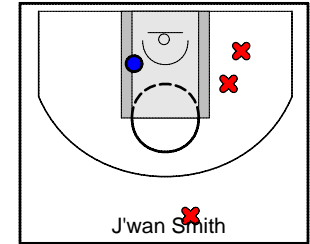
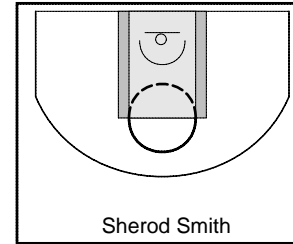
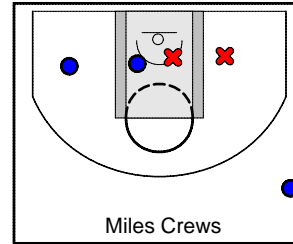
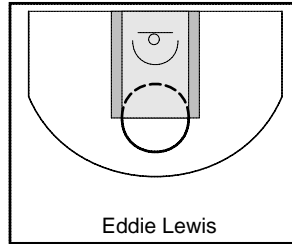
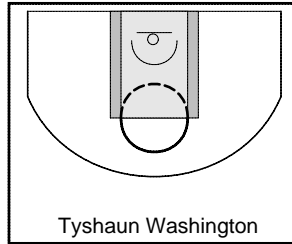
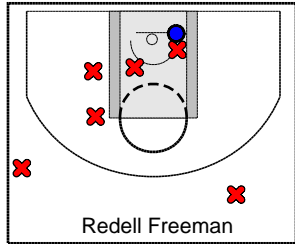
Bishop Kearney

12/28/10 Bishop Kearney at Horseheads Boys 3rd Place

	1	2	3	4	T
Bishop Kearney	14	10	19	14	57
Horseheads	5	11	13	13	42



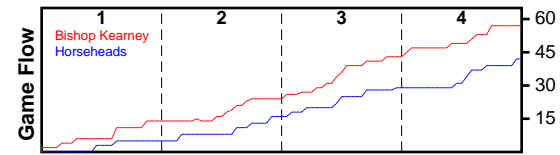
#	Name	G	MIN	FGM	FGA	FG%	2PM	2PA	2P%	3PM	3PA	3P%	FTM	FTA	FT%	OREB	DREB	REB	AST	STL	BLK	TO	PF	PTS
3	Redell Freeman	1	26	1	7	0.143	1	6	0.167	0	1	0.000	1	1	1.000	2	2	4	3	0	0	2	0	3
5	Tyshaun Washington	0	0	0	0	0.000	0	0	0.000	0	0	0.000	0	0	0.000	0	0	0	0	0	0	0	0	0
10	Eddie Lewis	1	2	0	0	0.000	0	0	0.000	0	0	0.000	0	0	0.000	0	0	0	0	0	0	0	0	0
12	Miles Crews	1	14	3	5	0.600	1	3	0.333	2	2	1.000	0	0	0.000	0	1	1	0	1	1	0	1	8
15	Sherod Smith	1	2	0	0	0.000	0	0	0.000	0	0	0.000	0	0	0.000	0	0	0	0	0	0	0	0	0
20	J'wan Smith	1	16	1	4	0.250	1	2	0.500	0	2	0.000	0	2	0.000	0	0	0	0	1	0	0	2	2
21	Hayden Breyer	1	2	0	1	0.000	0	1	0.000	0	0	0.000	0	0	0.000	0	0	0	0	0	0	0	0	0
23	Chukwuka Ikpeze	1	24	5	8	0.625	5	7	0.714	0	1	0.000	1	2	0.500	1	2	3	0	2	0	1	0	11
24	Antoine Anderson	1	18	1	4	0.250	1	2	0.500	0	2	0.000	0	0	0.000	1	2	3	0	1	0	1	4	2
34	Chinonso Obokoh	1	23	8	9	0.889	8	9	0.889	0	0	0.000	2	4	0.500	6	10	16	1	2	2	1	1	18
33	Matt Strauss	1	19	2	9	0.222	1	4	0.250	1	5	0.200	0	0	0.000	0	1	1	0	0	0	0	1	5
53	David Borelli	1	18	3	7	0.429	2	6	0.333	1	1	1.000	1	2	0.500	5	3	8	0	1	0	1	2	8
TOTALS		1	32	24	54	0.444	20	40	0.500	4	14	0.286	5	11	0.455	15	21	36	4	8	3	6	11	57



Horseheads

12/28/10 Bishop Kearney at Horseheads Boys 3rd Place

	1	2	3	4	T
Bishop Kearney	14	10	19	14	57
Horseheads	5	11	13	13	42



#	Name	G	MIN	FGM	FGA	FG%	2PM	2PA	2P%	3PM	3PA	3P%	FTM	FTA	FT%	OREB	DREB	REB	AST	STL	BLK	TO	PF	PTS
20	Logan Williamson	1	3	0	0	0.000	0	0	0.000	0	0	0.000	0	0	0.000	0	0	0	0	0	0	0	0	0
21	Nick VanBrunt	1	11	1	2	0.500	0	0	0.000	1	2	0.500	1	2	0.500	0	1	1	0	0	0	0	2	4
22	Calvin Woolhiser	1	17	1	5	0.200	1	3	0.333	0	2	0.000	0	0	0.000	0	0	0	0	0	0	0	2	2
23	Patrick Matkosky	1	13	4	4	1.000	2	2	1.000	2	2	1.000	0	0	0.000	0	0	0	0	1	0	0	0	10
24	Kyle Lewis	1	23	0	2	0.000	0	1	0.000	0	1	0.000	0	0	0.000	0	1	1	0	1	0	1	2	0
25	Mike Arnold	1	3	0	0	0.000	0	0	0.000	0	0	0.000	0	0	0.000	0	1	1	0	0	0	0	0	0
30	David Yorio	1	28	1	6	0.167	0	2	0.000	1	4	0.250	0	2	0.000	0	4	4	0	0	0	2	2	3
31	Dylan Manwaring	1	22	1	7	0.143	0	1	0.000	1	6	0.167	0	0	0.000	1	3	4	1	0	0	1	2	3
32	Mike Abrunzo	1	5	0	1	0.000	0	1	0.000	0	0	0.000	0	0	0.000	0	1	1	0	0	0	0	2	0
33	Ryan Sindelar	1	14	3	4	0.750	1	2	0.500	2	2	1.000	0	0	0.000	0	2	2	1	1	0	2	0	8
34	Bobby Beeman	1	25	5	11	0.455	3	4	0.750	2	7	0.286	0	0	0.000	1	2	3	0	0	0	0	1	12
35	Nick Nalbach	1	3	0	0	0.000	0	0	0.000	0	0	0.000	0	0	0.000	0	0	0	0	0	0	0	0	0
40	Dominic Pierri	0	0	0	0	0.000	0	0	0.000	0	0	0.000	0	0	0.000	0	0	0	0	0	0	0	0	0
TOTALS		1	32	16	42	0.381	7	16	0.438	9	26	0.346	1	4	0.250	2	15	17	2	3	0	6	13	42

