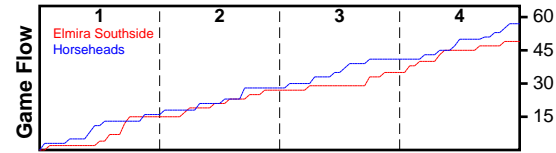


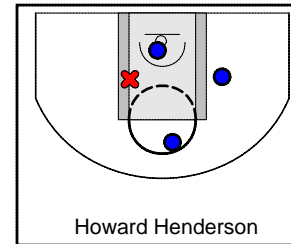
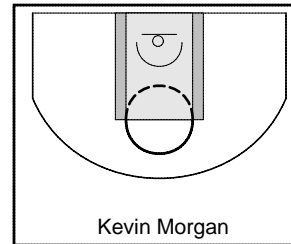
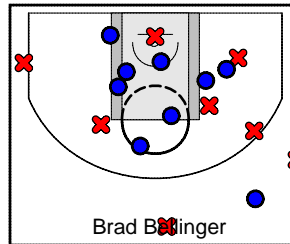
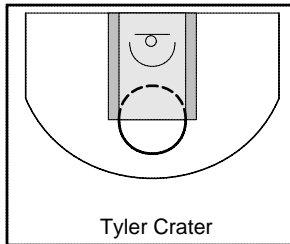
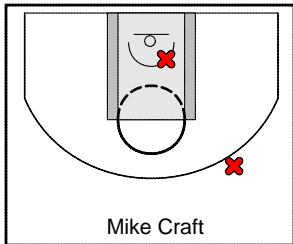
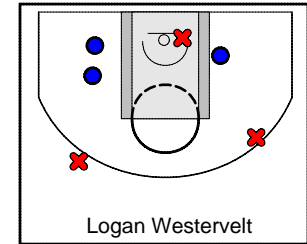
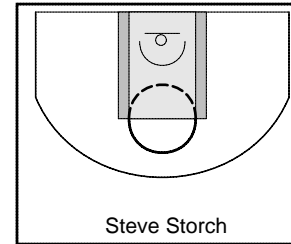
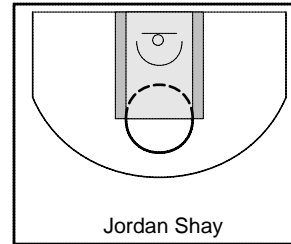
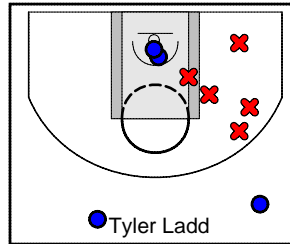
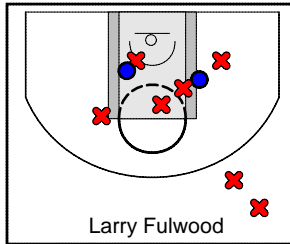
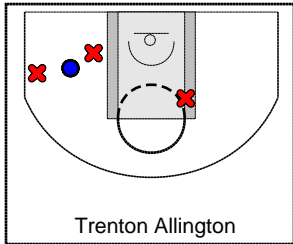
Elmira Southside

12/27/10 Elmira Southside at Horseheads

	1	2	3	4	T
Elmira Southside	15	12	8	14	49
Horseheads	16	12	13	16	57



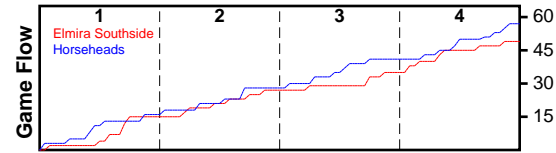
#	Name	G	MIN	FGM	FGA	FG%	2PM	2PA	2P%	3PM	3PA	3P%	FTM	FTA	FT%	OREB	DREB	REB	AST	STL	BLK	TO	PF	PTS
2	Trenton Allington	1	26	1	4	0.250	1	4	0.250	0	0	0.000	0	0	0.000	0	3	3	1	0	0	1	0	2
12	Larry Fulwood	1	21	2	9	0.222	2	7	0.286	0	2	0.000	0	0	0.000	1	3	4	2	2	0	1	0	4
22	Tyler Ladd	1	33	4	11	0.364	2	6	0.333	2	5	0.400	2	2	1.000	1	3	4	3	1	0	2	4	12
15	Jordan Shay	1	1	0	0	0.000	0	0	0.000	0	0	0.000	0	0	0.000	0	1	1	0	0	0	0	1	0
31	Steve Storch	0	0	0	0	0.000	0	0	0.000	0	0	0.000	0	0	0.000	0	0	0	0	0	0	0	0	0
11	Logan Westervelt	1	20	2	6	0.333	2	3	0.667	0	3	0.000	0	3	0.000	1	1	2	0	0	1	1	2	4
4	Mike Craft	1	21	0	2	0.000	0	1	0.000	0	1	0.000	0	4	0.000	3	1	4	0	0	0	4	2	0
25	Tyler Crater	0	0	0	0	0.000	0	0	0.000	0	0	0.000	0	0	0.000	0	0	0	0	0	0	0	0	0
30	Brad Bellinger	1	32	8	16	0.500	7	11	0.636	1	5	0.200	4	5	0.800	7	11	18	2	1	1	4	1	21
33	Kevin Morgan	0	0	0	0	0.000	0	0	0.000	0	0	0.000	0	0	0.000	0	0	0	0	0	0	0	0	0
20	Howard Henderson	1	11	3	4	0.750	3	4	0.750	0	0	0.000	0	1	0.000	1	0	1	0	0	0	0	2	6
TOTALS		1	32	20	52	0.385	17	36	0.472	3	16	0.188	6	15	0.400	14	23	37	8	4	2	13	12	49



Horseheads

12/27/10 Elmira Southside at Horseheads

	1	2	3	4	T
Elmira Southside	15	12	8	14	49
Horseheads	16	12	13	16	57



#	Name	G	MIN	FGM	FGA	FG%	2PM	2PA	2P%	3PM	3PA	3P%	FTM	FTA	FT%	OREB	DREB	REB	AST	STL	BLK	TO	PF	PTS
20	Logan Williamson	0	0	0	0	0.000	0	0	0.000	0	0	0.000	0	0	0.000	0	0	0	0	0	0	0	0	0
21	Nick VanBrunt	1	21	5	8	0.625	3	5	0.600	2	3	0.667	2	2	1.000	2	4	6	0	3	0	5	2	14
22	Calvin Woolhiser	1	18	1	4	0.250	0	1	0.000	1	3	0.333	0	2	0.000	1	4	5	0	0	0	0	2	3
23	Patrick Matkosky	0	0	0	0	0.000	0	0	0.000	0	0	0.000	0	0	0.000	0	0	0	0	0	0	0	0	0
24	Kyle Lewis	1	33	3	6	0.500	3	3	1.000	0	3	0.000	2	4	0.500	0	1	1	2	2	0	3	1	8
25	Mike Arnold	0	0	0	0	0.000	0	0	0.000	0	0	0.000	0	0	0.000	0	0	0	0	0	0	0	0	0
30	David Yorio	1	23	3	11	0.273	3	9	0.333	0	2	0.000	1	2	0.500	1	3	4	0	0	0	0	3	7
31	Dylan Manwaring	1	21	1	6	0.167	0	2	0.000	1	4	0.250	0	0	0.000	1	3	4	1	0	0	0	2	3
32	Mike Abrunzo	1	12	2	4	0.500	2	2	1.000	0	2	0.000	0	1	0.000	3	1	4	0	0	0	0	2	4
33	Ryan Sindelar	0	0	0	0	0.000	0	0	0.000	0	0	0.000	0	0	0.000	0	0	0	0	0	0	0	0	0
34	Bobby Beeman	1	25	7	12	0.583	4	7	0.571	3	5	0.600	1	1	1.000	1	6	7	1	0	0	1	3	18
35	Nick Nalbach	1	11	0	1	0.000	0	1	0.000	0	0	0.000	0	0	0.000	1	0	1	0	0	0	0	1	0
40	Dominic Pierri	0	0	0	0	0.000	0	0	0.000	0	0	0.000	0	0	0.000	0	0	0	0	0	0	0	0	0
TOTALS		1	32	22	52	0.423	15	30	0.500	7	22	0.318	6	12	0.500	10	22	32	4	5	0	9	16	57

