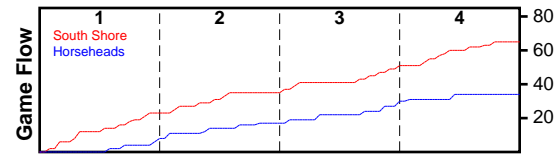


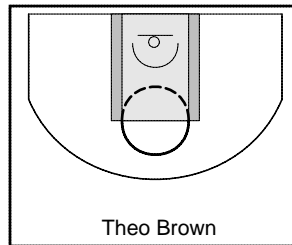
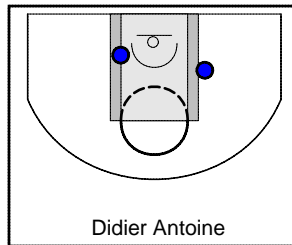
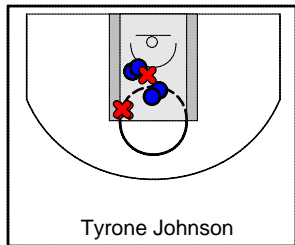
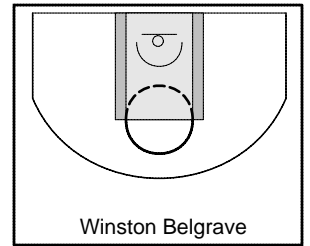
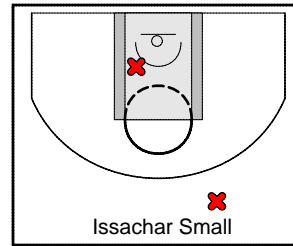
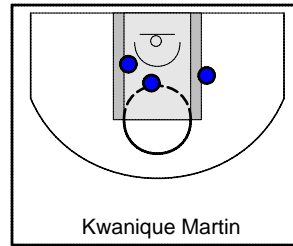
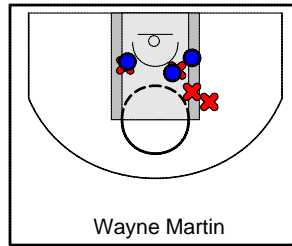
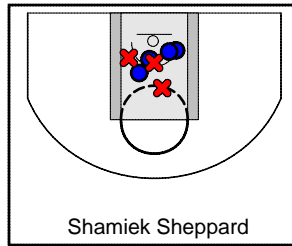
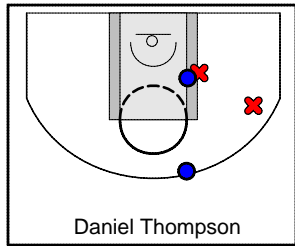
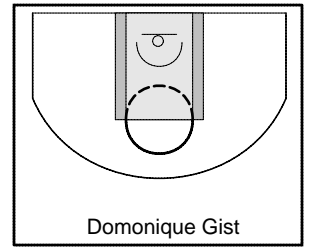
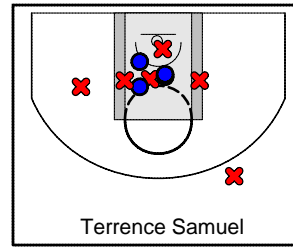
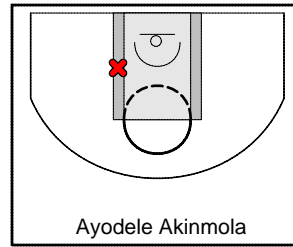
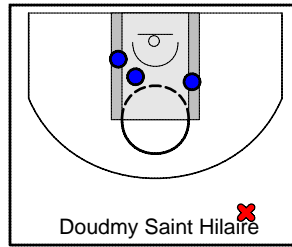
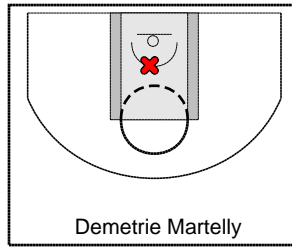
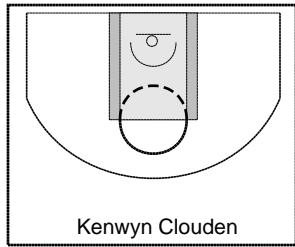
South Shore

12/28/10 South Shore at Horseheads

	1	2	3	4	T
South Shore	23	12	16	14	65
Horseheads	6	11	10	7	34



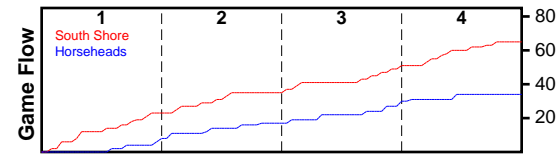
#	Name	G	MIN	FGM	FGA	FG%	2PM	2PA	2P%	3PM	3PA	3P%	FTM	FTA	FT%	OREB	DREB	REB	AST	STL	BLK	TO	PF	PTS
1	Kenwyn Clouden	0	0	0	0	0.000	0	0	0.000	0	0	0.000	0	0	0.000	0	0	0	0	0	0	0	0	0
2	Demetrie Martelly	1	4	0	1	0.000	0	1	0.000	0	0	0.000	0	0	0.000	0	0	0	0	0	0	0	0	0
3	Doudmy Saint Hilaire	1	24	3	4	0.750	3	3	1.000	0	1	0.000	0	1	0.000	1	3	4	3	7	0	2	3	6
4	Ayodele Akinmola	1	8	0	1	0.000	0	1	0.000	0	0	0.000	2	2	1.000	1	0	1	0	1	0	0	1	2
5	Terrence Samuel	1	21	4	10	0.400	4	9	0.444	0	1	0.000	2	2	1.000	1	1	2	3	4	0	3	1	10
10	Domonique Gist	0	0	0	0	0.000	0	0	0.000	0	0	0.000	0	0	0.000	0	0	0	0	0	0	0	0	0
11	Daniel Thompson	1	17	2	4	0.500	2	4	0.500	0	0	0.000	4	4	1.000	0	1	1	0	1	0	1	1	8
12	Shamiek Sheppard	1	16	4	7	0.571	4	7	0.571	0	0	0.000	1	4	0.250	4	1	5	0	0	0	2	3	9
13	Wayne Martin	1	18	2	6	0.333	2	6	0.333	0	0	0.000	2	2	1.000	5	5	10	1	2	1	0	1	6
15	Kwanique Martin	1	17	2	2	1.000	2	2	1.000	0	0	0.000	5	6	0.833	3	1	4	0	1	1	0	1	9
24	Issachar Small	1	4	0	2	0.000	0	1	0.000	0	1	0.000	0	0	0.000	0	0	0	0	0	0	0	0	0
23	Winston Belgrave	1	4	0	0	0.000	0	0	0.000	0	0	0.000	0	0	0.000	0	0	0	0	0	0	0	1	0
31	Tyrone Johnson	1	13	4	7	0.571	4	7	0.571	0	0	0.000	0	0	0.000	0	0	0	0	5	0	1	1	8
34	Didier Antoine	1	10	2	2	1.000	2	2	1.000	0	0	0.000	1	2	0.500	0	2	2	0	0	0	1	1	5
32	Theo Brown	1	10	0	1	0.000	0	0	0.000	0	1	0.000	2	2	1.000	0	0	0	0	0	0	0	2	2
TOTALS		1	32	23	47	0.489	23	43	0.535	0	4	0.000	19	25	0.760	15	14	29	7	21	2	10	16	65



Horseheads

12/28/10 South Shore at Horseheads

	1	2	3	4	T
South Shore	23	12	16	14	65
Horseheads	6	11	10	7	34



#	Name	G	MIN	FGM	FGA	FG%	2PM	2PA	2P%	3PM	3PA	3P%	FTM	FTA	FT%	OREB	DREB	REB	AST	STL	BLK	TO	PF	PTS
20	Logan Williamson	1	8	0	0	0.000	0	0	0.000	0	0	0.000	0	0	0.000	0	0	0	0	0	0	2	1	0
21	Nick VanBrunt	1	6	1	1	1.000	1	1	1.000	0	0	0.000	0	0	0.000	0	0	0	0	0	0	2	3	2
22	Calvin Woolhiser	1	22	1	2	0.500	0	1	0.000	1	1	1.000	3	6	0.500	0	2	2	0	0	0	1	2	6
23	Patrick Matkosky	1	16	0	2	0.000	0	2	0.000	0	0	0.000	2	2	1.000	1	0	1	0	0	0	2	0	2
24	Kyle Lewis	1	17	0	0	0.000	0	0	0.000	0	0	0.000	1	2	0.500	0	0	0	0	0	0	2	2	1
25	Mike Arnold	1	6	0	0	0.000	0	0	0.000	0	0	0.000	0	0	0.000	0	0	0	0	0	0	2	0	0
30	David Yorio	1	24	2	5	0.400	2	5	0.400	0	0	0.000	0	0	0.000	3	3	6	2	2	2	7	1	4
31	Dylan Manwaring	1	14	2	3	0.667	0	0	0.000	2	3	0.667	0	0	0.000	0	1	1	0	0	0	3	2	6
32	Mike Abrunzo	1	14	0	1	0.000	0	0	0.000	0	1	0.000	2	2	1.000	0	2	2	1	0	0	2	1	2
33	Ryan Sindelar	1	11	2	3	0.667	0	0	0.000	2	3	0.667	1	2	0.500	0	3	3	0	0	0	2	2	7
34	Bobby Beeman	1	22	2	8	0.250	2	5	0.400	0	3	0.000	0	0	0.000	1	1	2	0	0	0	3	2	4
35	Nick Nalbach	1	6	0	1	0.000	0	1	0.000	0	0	0.000	0	0	0.000	0	0	0	0	0	0	0	1	0
40	Dominic Pierri	0	0	0	0	0.000	0	0	0.000	0	0	0.000	0	0	0.000	0	0	0	0	0	0	0	0	0
TOTALS		1	32	10	26	0.385	5	15	0.333	5	11	0.455	9	14	0.643	5	12	17	3	2	2	28	17	34

