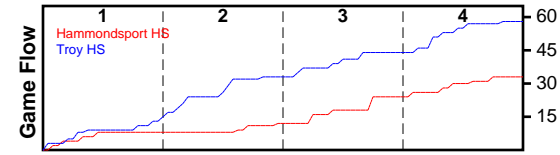


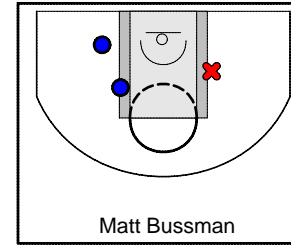
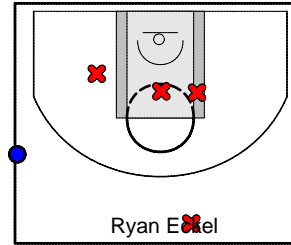
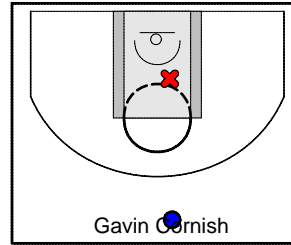
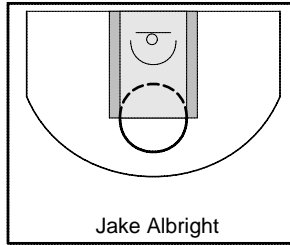
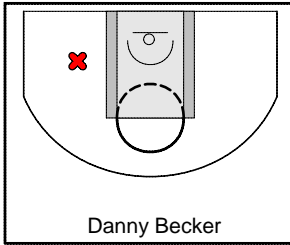
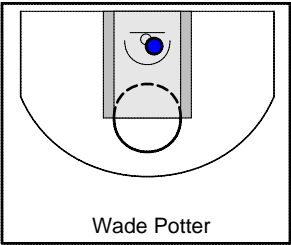
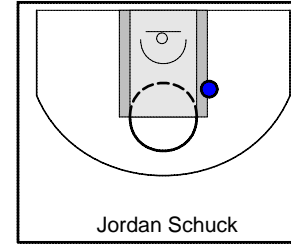
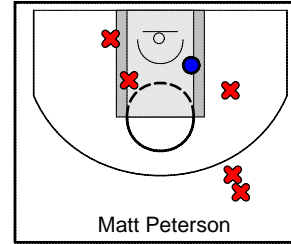
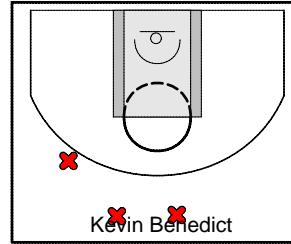
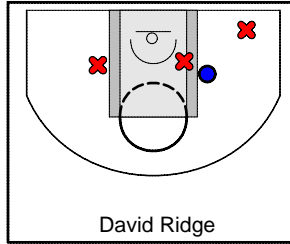
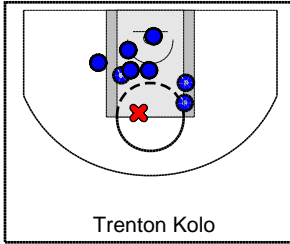
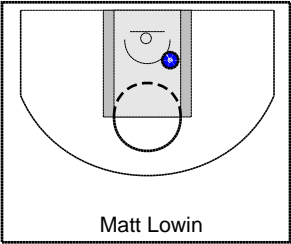
Hammondsport HS

12/27/11 Hammondsport HS at Troy HS

	1	2	3	4	T
Hammondsport	8	4	12	9	33
Troy HS	13	20	14	11	58



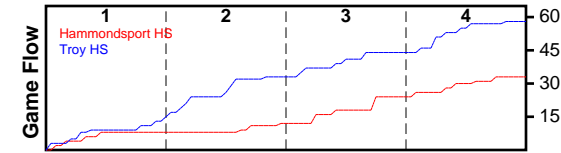
#	Name	G	MIN	FGM	FGA	FG%	2PM	2PA	2P%	3PM	3PA	3P%	FTM	FTA	FT%	OREB	DREB	REB	AST	STL	BLK	DEF	TO	PF	CHG	PM	PTS
32	Matt Lowin	1	4	1	1	1.000	1	1	1.000	0	0	0.000	0	0	0.000	0	0	0	0	0	0	0	0	0	0	2	2
42	Trenton Kolo	1	21	6	8	0.750	6	8	0.750	0	0	0.000	0	2	0.000	3	3	6	0	0	2	0	1	5	0	-21	12
40	David Ridge	1	10	0	3	0.000	0	2	0.000	0	1	0.000	1	2	0.500	0	2	2	0	0	1	0	2	1	0	-8	1
12	Kevin Benedict	1	22	0	3	0.000	0	0	0.000	0	3	0.000	2	2	1.000	0	6	6	0	0	0	0	5	2	0	-18	2
22	Matt Peterson	1	21	0	5	0.000	0	3	0.000	0	2	0.000	0	0	0.000	1	3	4	2	0	1	0	4	0	0	-11	0
4	Jordan Schuck	1	12	0	0	0.000	0	0	0.000	0	0	0.000	2	4	0.500	0	2	2	0	1	1	0	4	2	0	-20	2
30	Wade Potter	1	8	1	1	1.000	1	1	1.000	0	0	0.000	0	0	0.000	0	0	0	0	1	0	0	3	1	0	-14	2
3	Danny Becker	1	7	0	1	0.000	0	1	0.000	0	0	0.000	0	0	0.000	0	0	0	0	0	0	0	0	0	0	-13	0
44	Jake Albright	1	12	0	0	0.000	0	0	0.000	0	0	0.000	0	0	0.000	0	1	1	0	0	0	0	0	0	0	-5	0
15	Gavin Cornish	1	12	1	2	0.500	0	1	0.000	1	1	1.000	1	6	0.167	0	0	0	0	0	0	0	3	2	0	-5	4
23	Ryan Eckel	1	21	1	5	0.200	0	3	0.000	1	2	0.500	1	2	0.500	1	3	4	1	3	0	0	3	1	0	-14	4
31	Matt Bussman	1	15	2	3	0.667	2	3	0.667	0	0	0.000	0	2	0.000	1	1	2	0	0	0	0	1	1	0	-3	4
TOTALS		1	32	12	32	0.375	10	23	0.435	2	9	0.222	7	20	0.350	6	21	27	3	5	5	0	26	15	0	-25	33



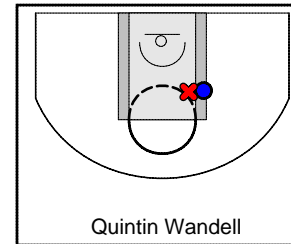
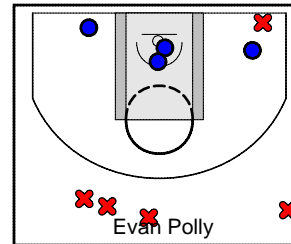
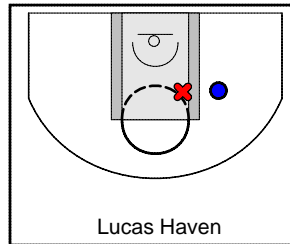
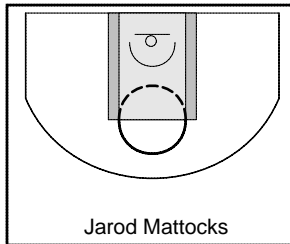
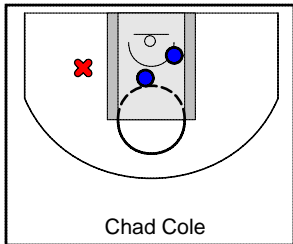

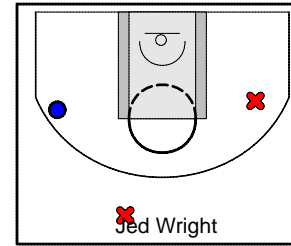
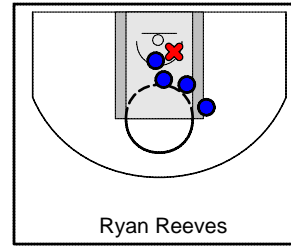
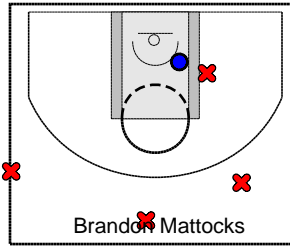
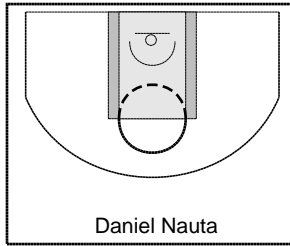
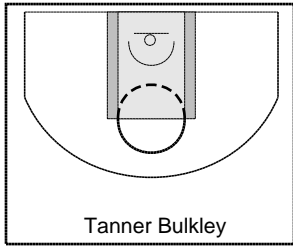
Troy HS

12/27/11 Hammondspor HS at Troy HS

	1	2	3	4	T
Hammondspor	8	4	12	9	33
Troy HS	13	20	14	11	58



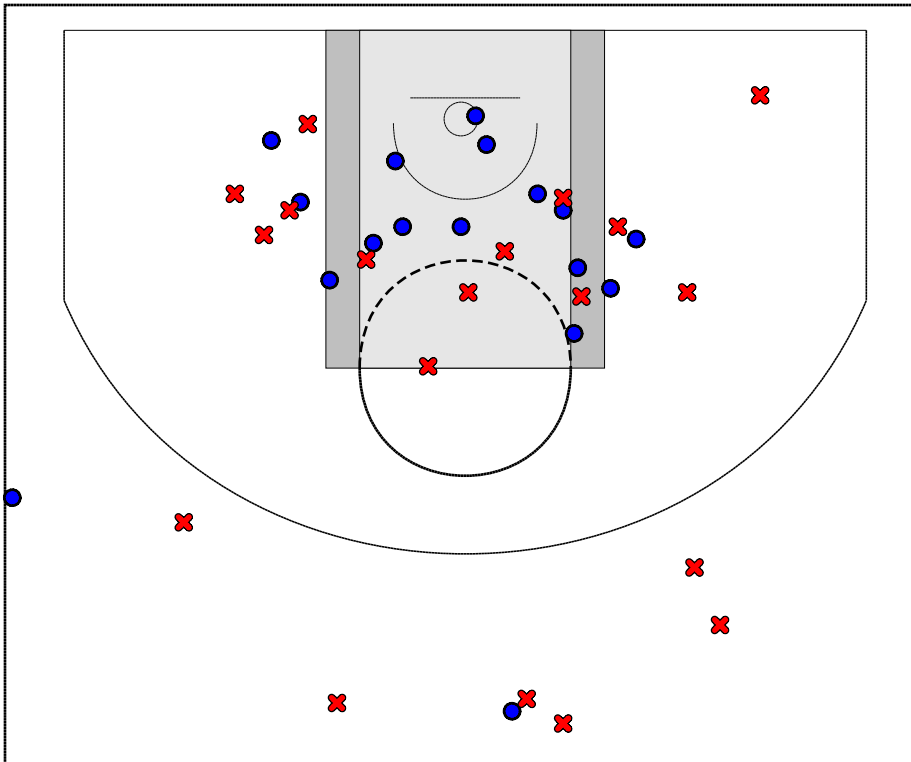
#	Name	G	MIN	FGM	FGA	FG%	2PM	2PA	2P%	3PM	3PA	3P%	FTM	FTA	FT%	OREB	DREB	REB	AST	STL	BLK	DEF	TO	PF	CHG	PM	PTS
31	Tanner Bulkley	1	4	0	0	0.000	0	0	0.000	0	0	0.000	0	0	0.000	0	0	0	0	0	0	0	0	1	0	-4	0
35	Daniel Nauta	0	0	0	0	0.000	0	0	0.000	0	0	0.000	0	0	0.000	0	0	0	0	0	0	0	0	0	0	0	0
5	Brandon Mattocks	1	22	1	7	0.143	1	4	0.250	0	3	0.000	2	4	0.500	1	1	2	0	1	0	0	1	1	0	16	4
20	Ryan Reeves	1	20	4	5	0.800	4	5	0.800	0	0	0.000	1	4	0.250	0	1	1	0	0	0	0	0	3	0	31	9
12	Jed Wright	1	29	2	4	0.500	2	2	1.000	0	2	0.000	0	2	0.000	3	1	4	1	1	0	0	0	4	0	29	4
10	Zach Root	1	27	7	23	0.304	2	12	0.167	5	11	0.455	2	4	0.500	2	1	3	2	2	0	0	1	2	0	33	21
21	Chad Cole	1	9	2	3	0.667	2	3	0.667	0	0	0.000	0	0	0.000	0	2	2	0	0	0	0	1	3	0	6	4
1	Jarod Mattocks	1	4	0	0	0.000	0	0	0.000	0	0	0.000	0	0	0.000	0	1	1	0	0	0	0	0	0	0	-1	0
15	Lucas Haven	1	17	1	3	0.333	1	3	0.333	0	0	0.000	3	4	0.750	4	1	5	0	1	1	0	1	0	0	6	5
4	Evan Polly	1	24	4	10	0.400	3	4	0.750	1	6	0.167	0	2	0.000	2	1	3	1	6	0	0	4	5	0	21	9
40	Quintin Wandell	1	10	1	3	0.333	1	3	0.333	0	0	0.000	0	0	0.000	2	2	4	0	0	0	0	0	3	0	3	2
TOTALS		1	32	22	58	0.379	16	36	0.444	6	22	0.273	8	20	0.400	14	11	25	4	11	1	0	8	22	0	25	58



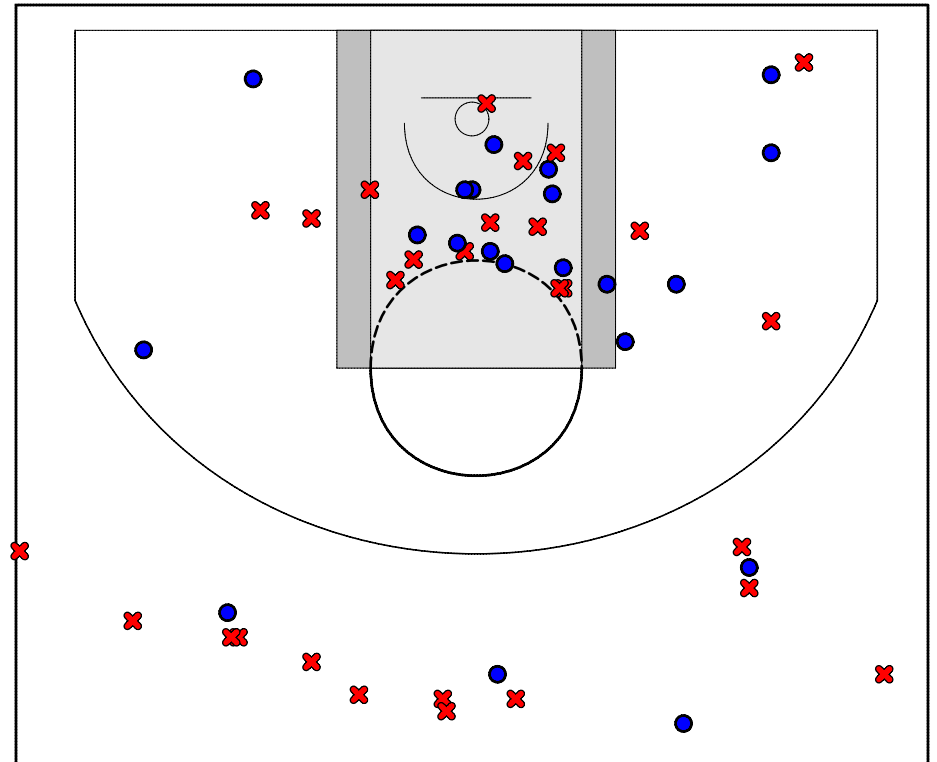
Game Summary Comparison

Statistic	Hammondsport HS	Troy HS
Points	33	58
<i>Field Goals</i>	12 / 32	22 / 58
<i>2 Point</i>	10 / 23	16 / 36
<i>3 Point</i>	2 / 9	6 / 22
<i>Free Throws</i>	7 / 20	8 / 20
Assists	3	4
Rebounds	27	25
<i>Offensive</i>	6	14
<i>Defensive</i>	21	11
Blocks	5	1
Steals	5	11
Deflections	0	0
Turnovers	26	8
Charges Taken	0	0
Personal Fouls	15	22

Hammondsport HS



Troy HS



Hammondsport HS Turnovers

Period	Clock	Player	Turnover Type
1st Period	7:18	#23 Ryan Eckel	Steal
1st Period	5:32	#42 Trenton Kolo	Out of Bounds
1st Period	4:44	#31 Matt Bussman	Traveling
1st Period	2:33	#23 Ryan Eckel	Out of Bounds
1st Period	2:10	#12 Kevin Benedict	Out of Bounds
1st Period	1:44	#22 Matt Peterson	Out of Bounds
1st Period	1:32	#12 Kevin Benedict	Throw in Error
1st Period	1:01	#4 Jordan Schuck	Throw in Error
1st Period	0:40	#15 Gavin Cornish	Traveling
1st Period	0:17	#4 Jordan Schuck	Steal
2nd Period	7:33	#4 Jordan Schuck	Traveling
2nd Period	6:31	#40 David Ridge	Other
2nd Period	4:52	#30 Wade Potter	Traveling
2nd Period	4:32	#30 Wade Potter	Steal
2nd Period	4:29	#12 Kevin Benedict	Other
3rd Period	7:34	#23 Ryan Eckel	Traveling
3rd Period	7:22	#23 Ryan Eckel	Steal
3rd Period	1:48	#23 Ryan Eckel	Steal
3rd Period	1:48	#15 Gavin Cornish	Other
4th Period	1:47	#40 David Ridge	Other

Hammondsport HS Fouls

Period	Clock	Player	Foul
1st Period	4:51	#31 Matt Bussman	Reaching in (Def)
1st Period	3:16	#23 Ryan Eckel	Pushing (Def)
2nd Period	6:50	#42 Trenton Kolo	Blocking (Def)
2nd Period	6:13	#12 Kevin Benedict	Reaching in (Def)
2nd Period	3:13	#42 Trenton Kolo	Pushing (Def)
2nd Period	1:19	#15 Gavin Cornish	Reaching in (Def)
2nd Period	0:55	#15 Gavin Cornish	Pushing (Def)
3rd Period	5:22	#42 Trenton Kolo	Reaching in (Def)
3rd Period	0:28	#40 David Ridge	Reaching in (Def)
4th Period	6:59	#4 Jordan Schuck	Blocking (Def)
4th Period	5:56	#30 Wade Potter	Blocking (Def)
4th Period	5:23	#42 Trenton Kolo	Pushing (Def)
4th Period	4:17	#4 Jordan Schuck	Reaching in (Def)
4th Period	3:28	#42 Trenton Kolo	Pushing (Def)
4th Period	1:21	#12 Kevin Benedict	Reaching in (Def)

Troy HS Turnovers

Period	Clock	Player	Turnover Type
1st Period	7:22	#4 Evan Polly	Steal
1st Period	3:22	#10 Zach Root	Steal
2nd Period	7:46	#4 Evan Polly	Steal
2nd Period	7:13	#4 Evan Polly	Steal
2nd Period	6:15	#4 Evan Polly	Steal
2nd Period	5:21	#4 Evan Polly	Steal
2nd Period	3:45	#10 Zach Root	Steal
2nd Period	3:22	#12 Jed Wright	Steal
3rd Period	6:33	#5 Brandon Mattocks	Steal
3rd Period	4:05	#4 Evan Polly	Steal
3rd Period	2:55	#21 Chad Cole	Out of Bounds
3rd Period	1:49	#15 Lucas Haven	Out of Bounds
4th Period	5:48	#15 Lucas Haven	Steal
4th Period	5:22	#4 Evan Polly	Out of Bounds

Troy HS Fouls

Period	Clock	Player	Foul
1st Period	2:04	#40 Quintin Wandell	Pushing (Def)
1st Period	1:34	#21 Chad Cole	Pushing (Def)
2nd Period	6:00	#4 Evan Polly	Pushing (Def)
2nd Period	5:31	#12 Jed Wright	Reaching in (Def)
2nd Period	2:55	#12 Jed Wright	Pushing (Def)
2nd Period	2:54	#31 Tanner Bulkley	Holding (Def)
2nd Period	1:37	#4 Evan Polly	Blocking (Def)
2nd Period	0:18	#12 Jed Wright	Holding (Def)
3rd Period	6:18	#20 Ryan Reeves	Holding (Def)
3rd Period	6:33	#10 Zach Root	Holding (Def)
3rd Period	4:34	#4 Evan Polly	Reaching in (Def)
3rd Period	3:16	#21 Chad Cole	Pushing (Def)
4th Period	6:39	#5 Brandon Mattocks	Reaching in (Def)
4th Period	6:23	#12 Jed Wright	Reaching in (Def)
4th Period	6:19	#20 Ryan Reeves	Holding (Def)
4th Period	6:19	#10 Zach Root	Holding (Def)
4th Period	4:56	#40 Quintin Wandell	Tripping (Def)
4th Period	4:25	#21 Chad Cole	Pushing (Def)
4th Period	4:40	#4 Evan Polly	Pushing (Def)
4th Period	4:38	#4 Evan Polly	Adjustment (Added)
4th Period	4:13	#20 Ryan Reeves	Pushing (Def)
4th Period	3:07	#40 Quintin Wandell	Pushing (Def)