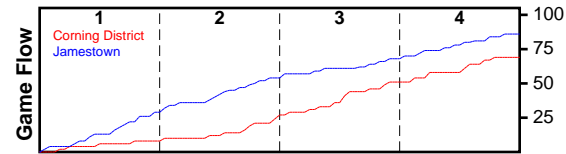


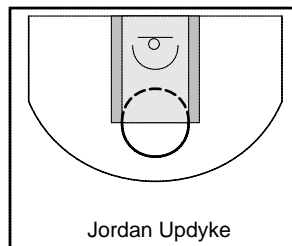
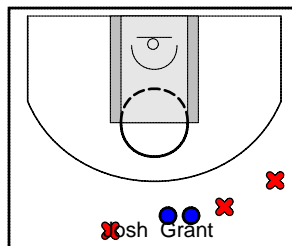
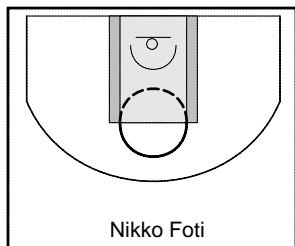
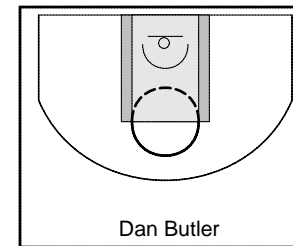
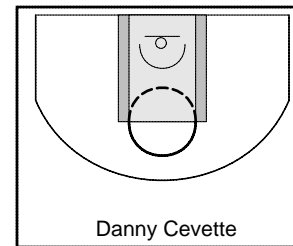
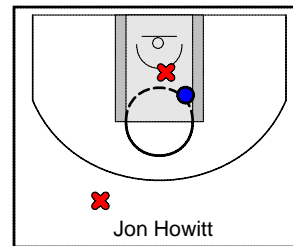
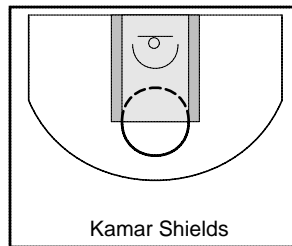
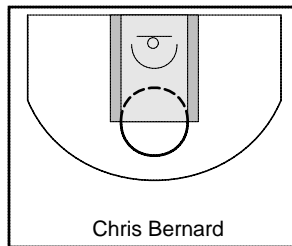
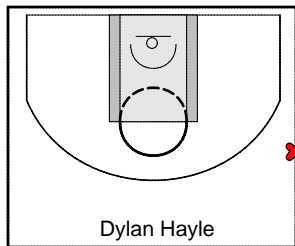
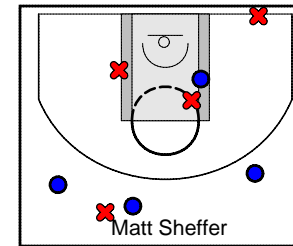
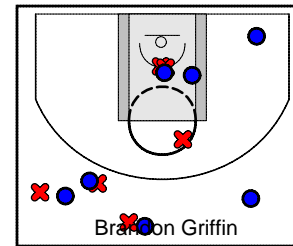
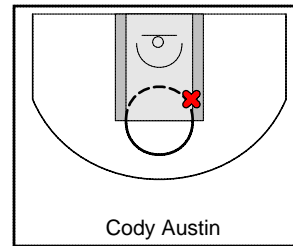
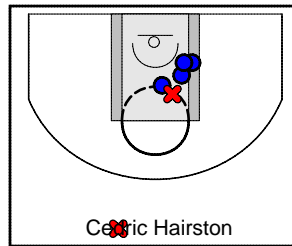
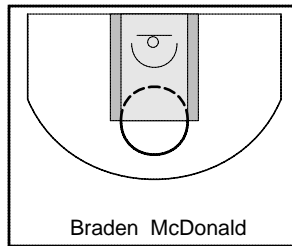
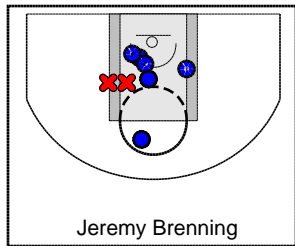
Corning District

12/28/10 Corning District at Jamestown Boys 5th Place

	1	2	3	4	T
Corning District	8	16	27	18	69
Jamestown	29	25	14	18	86



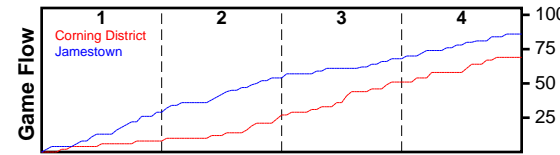
#	Name	G	MIN	FGM	FGA	FG%	2PM	2PA	2P%	3PM	3PA	3P%	FTM	FTA	FT%	OREB	DREB	REB	AST	STL	BLK	TO	PF	PTS
1	Jeremy Brenning	1	20	6	8	0.750	6	8	0.750	0	0	0.000	0	0	0.000	5	2	7	0	0	0	0	4	12
2	Braden McDonald	1	9	0	0	0.000	0	0	0.000	0	0	0.000	0	0	0.000	0	1	1	0	0	0	0	2	0
3	Cedric Hairston	1	17	4	7	0.571	4	5	0.800	0	2	0.000	0	0	0.000	2	0	2	0	1	0	1	1	8
4	Cody Austin	1	8	0	1	0.000	0	1	0.000	0	0	0.000	2	2	1.000	0	0	0	1	0	0	0	1	2
5	Brandon Griffin	1	28	7	13	0.538	2	5	0.400	5	8	0.625	4	5	0.800	0	2	2	1	3	0	6	4	23
10	Matt Sheffer	1	30	4	8	0.500	1	3	0.333	3	5	0.600	2	2	1.000	1	3	4	3	2	0	1	4	13
11	Dylan Hayle	1	7	0	1	0.000	0	0	0.000	0	1	0.000	0	0	0.000	0	0	0	0	0	0	3	1	0
12	Chris Bernard	0	0	0	0	0.000	0	0	0.000	0	0	0.000	0	0	0.000	0	0	0	0	0	0	0	0	0
15	Kamar Shields	0	0	0	0	0.000	0	0	0.000	0	0	0.000	0	0	0.000	0	0	0	0	0	0	0	0	0
20	Jon Howitt	1	16	1	3	0.333	1	2	0.500	0	1	0.000	0	0	0.000	0	2	2	0	2	0	4	0	2
21	Danny Cevette	0	0	0	0	0.000	0	0	0.000	0	0	0.000	0	0	0.000	0	0	0	0	0	0	0	0	0
22	Dan Butler	0	0	0	0	0.000	0	0	0.000	0	0	0.000	0	0	0.000	0	0	0	0	0	0	0	0	0
23	Nikko Foti	1	5	0	0	0.000	0	0	0.000	0	0	0.000	0	0	0.000	1	0	1	0	0	0	1	1	0
33	Josh Grant	1	26	3	6	0.500	0	0	0.000	3	6	0.500	0	0	0.000	0	0	0	0	1	0	1	3	9
34	Jordan Updyke	0	0	0	0	0.000	0	0	0.000	0	0	0.000	0	0	0.000	0	0	0	0	0	0	0	0	0
TOTALS		1	32	25	47	0.532	14	24	0.583	11	23	0.478	8	9	0.889	9	10	19	5	9	0	17	21	69



Jamestown

12/28/10 Corning District at Jamestown Boys 5th Place

	1	2	3	4	T
Corning District	8	16	27	18	69
Jamestown	29	25	14	18	86



#	Name	G	MIN	FGM	FGA	FG%	2PM	2PA	2P%	3PM	3PA	3P%	FTM	FTA	FT%	OREB	DREB	REB	AST	STL	BLK	TO	PF	PTS
1	Tommy Campion	1	29	7	11	0.636	2	4	0.500	5	7	0.714	3	4	0.750	1	1	2	1	0	0	1	0	22
2	Kevin Diaz	1	6	0	3	0.000	0	1	0.000	0	2	0.000	0	0	0.000	0	0	0	0	0	0	1	0	0
3	Adam Cecchini	1	20	3	5	0.600	2	3	0.667	1	2	0.500	0	0	0.000	0	0	0	0	0	0	1	3	7
4	Kareem Walker	1	4	0	0	0.000	0	0	0.000	0	0	0.000	0	0	0.000	0	0	0	0	0	0	0	2	0
5	Jaysean Paige	1	30	10	17	0.588	9	13	0.692	1	4	0.250	1	2	0.500	3	5	8	3	5	1	8	2	22
10	Joey Campion	1	8	1	1	1.000	1	1	1.000	0	0	0.000	0	0	0.000	1	1	2	1	1	0	1	0	2
22	Chris Carlson	1	7	0	0	0.000	0	0	0.000	0	0	0.000	1	2	0.500	1	0	1	0	1	0	0	1	1
23	Gerald Dixie	1	1	0	0	0.000	0	0	0.000	0	0	0.000	0	0	0.000	0	0	0	0	0	0	0	0	0
32	Darin Butts	1	29	4	7	0.571	4	7	0.571	0	0	0.000	10	13	0.769	1	2	3	3	1	0	1	1	18
33	Ben Whitney	1	1	0	0	0.000	0	0	0.000	0	0	0.000	0	0	0.000	0	0	0	0	0	0	0	0	0
40	Ben Wrazen	1	28	5	6	0.833	5	6	0.833	0	0	0.000	4	4	1.000	2	6	8	0	2	0	1	0	14
55	Jalen Taylor	0	0	0	0	0.000	0	0	0.000	0	0	0.000	0	0	0.000	0	0	0	0	0	0	0	0	0
TOTALS		1	32	30	50	0.600	23	35	0.657	7	15	0.467	19	25	0.760	9	15	24	8	10	1	14	9	86

