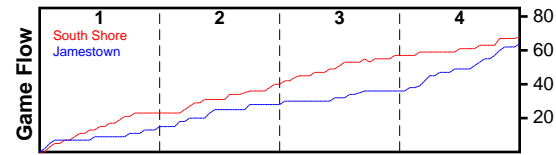


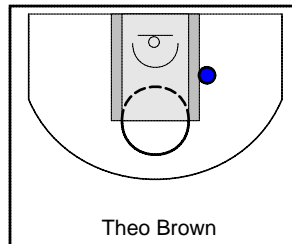
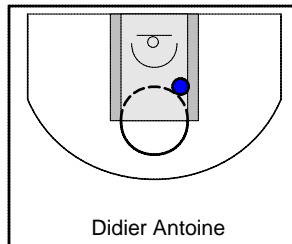
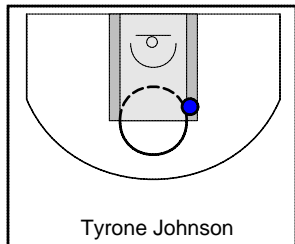
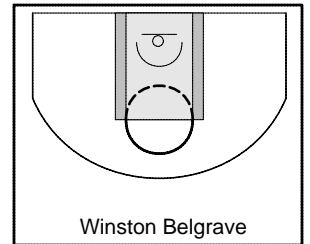
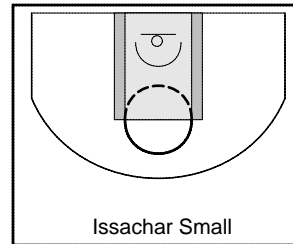
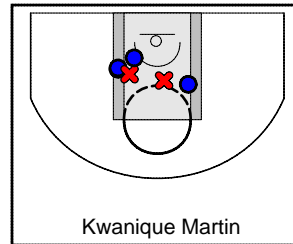
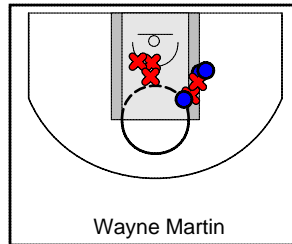
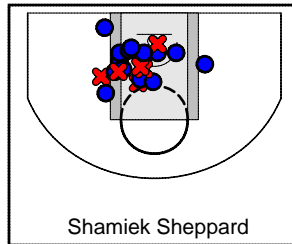
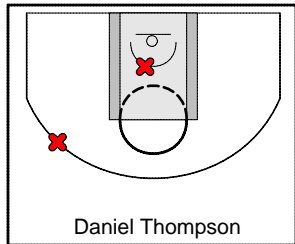
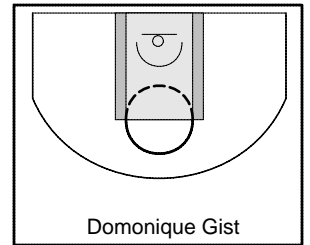
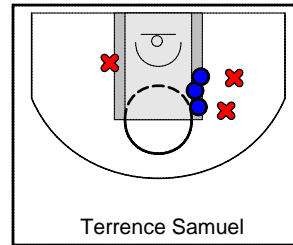
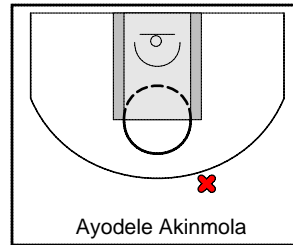
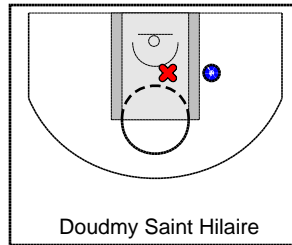
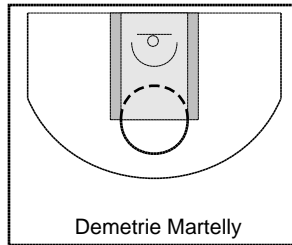
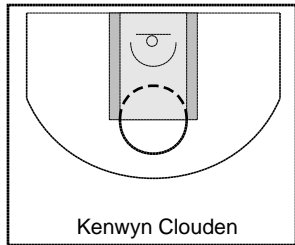
South Shore

12/27/10 South Shore at Jamestown

	1	2	3	4	T
South Shore	23	17	17	11	68
Jamestown	13	15	8	28	64



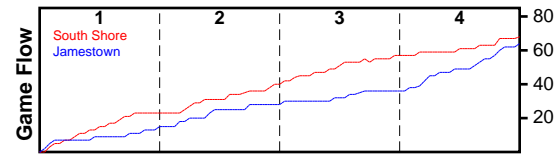
#	Name	G	MIN	FGM	FGA	FG%	2PM	2PA	2P%	3PM	3PA	3P%	FTM	FTA	FT%	OREB	DREB	REB	AST	STL	BLK	TO	PF	PTS
1	Kenwyn Clouden	1	3	0	0	0.000	0	0	0.000	0	0	0.000	0	0	0.000	0	0	0	0	0	0	0	0	0
2	Demetrie Martelly	0	0	0	0	0.000	0	0	0.000	0	0	0.000	0	0	0.000	0	0	0	0	0	0	0	0	0
3	Doudmy Saint Hilaire	1	8	2	3	0.667	1	2	0.500	1	1	1.000	0	0	0.000	0	0	0	0	1	0	1	1	5
4	Ayodele Akinmola	1	23	0	1	0.000	0	0	0.000	0	1	0.000	0	0	0.000	1	2	3	6	0	0	1	3	0
5	Terrence Samuel	1	24	3	6	0.500	3	6	0.500	0	0	0.000	2	4	0.500	1	4	5	2	1	0	0	1	8
10	Domonique Gist	1	7	0	0	0.000	0	0	0.000	0	0	0.000	0	0	0.000	1	0	1	0	0	0	0	1	0
11	Daniel Thompson	1	16	1	3	0.333	0	1	0.000	1	2	0.500	0	0	0.000	1	3	4	1	1	0	1	1	3
12	Shamiek Sheppard	1	25	14	20	0.700	14	20	0.700	0	0	0.000	2	3	0.667	3	2	5	0	1	1	2	1	30
13	Wayne Martin	1	16	3	8	0.375	3	8	0.375	0	0	0.000	3	4	0.750	3	5	8	0	0	0	1	1	9
15	Kwanique Martin	1	15	4	6	0.667	4	6	0.667	0	0	0.000	1	2	0.500	2	1	3	0	1	0	0	3	9
24	Issachar Small	1	3	0	0	0.000	0	0	0.000	0	0	0.000	0	0	0.000	0	0	0	0	0	0	0	0	0
23	Winston Belgrave	1	2	0	0	0.000	0	0	0.000	0	0	0.000	0	0	0.000	0	0	0	0	0	0	1	0	0
31	Tyrone Johnson	1	9	1	1	1.000	1	1	1.000	0	0	0.000	0	0	0.000	0	1	1	1	0	0	1	2	2
34	Didier Antoine	1	9	1	1	1.000	1	1	1.000	0	0	0.000	0	0	0.000	1	0	1	0	0	0	0	2	2
32	Theo Brown	1	5	1	1	1.000	1	1	1.000	0	0	0.000	0	0	0.000	0	0	0	0	0	0	0	1	2
TOTALS		1	32	30	50	0.600	28	46	0.609	2	4	0.500	8	13	0.615	13	18	31	10	5	1	8	17	70



Jamestown

12/27/10 South Shore at Jamestown

	1	2	3	4	T
South Shore	23	17	17	11	68
Jamestown	13	15	8	28	64



#	Name	G	MIN	FGM	FGA	FG%	2PM	2PA	2P%	3PM	3PA	3P%	FTM	FTA	FT%	OREB	DREB	REB	AST	STL	BLK	TO	PF	PTS
1	Tommy Campion	1	18	2	5	0.400	2	5	0.400	0	0	0.000	2	2	1.000	0	0	0	0	0	0	3	1	6
2	Kevin Diaz	1	21	5	10	0.500	2	4	0.500	3	6	0.500	0	0	0.000	0	1	1	0	0	0	0	3	13
3	Adam Cecchini	1	18	0	3	0.000	0	2	0.000	0	1	0.000	0	4	0.000	0	0	0	1	0	0	0	1	0
4	Kareem Walker	0	0	0	0	0.000	0	0	0.000	0	0	0.000	0	0	0.000	0	0	0	0	0	0	0	0	0
5	Jaysean Paige	1	32	14	19	0.737	10	13	0.769	4	6	0.667	0	0	0.000	2	9	11	0	1	0	3	1	32
10	Joey Campion	1	29	1	5	0.200	1	2	0.500	0	3	0.000	4	4	1.000	0	0	0	0	0	0	2	2	6
22	Chris Carlson	1	3	0	0	0.000	0	0	0.000	0	0	0.000	0	0	0.000	0	0	0	0	0	0	0	2	0
23	Gerald Dixie	1	5	0	1	0.000	0	0	0.000	0	1	0.000	0	0	0.000	0	0	0	0	0	0	0	0	0
32	Darin Butts	1	25	2	4	0.500	2	4	0.500	0	0	0.000	2	2	1.000	2	1	3	2	2	1	0	4	6
33	Ben Whitney	0	0	0	0	0.000	0	0	0.000	0	0	0.000	0	0	0.000	0	0	0	0	0	0	0	0	0
40	Ben Wrazen	1	13	0	0	0.000	0	0	0.000	0	0	0.000	1	2	0.500	0	1	1	0	1	0	0	0	1
55	Jalen Taylor	0	0	0	0	0.000	0	0	0.000	0	0	0.000	0	0	0.000	0	0	0	0	0	0	0	0	0
TOTALS		1	32	24	47	0.511	17	30	0.567	7	17	0.412	9	14	0.643	4	12	16	3	4	1	8	14	64

