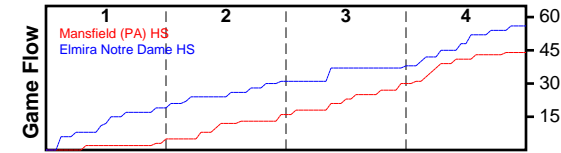


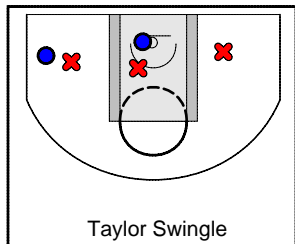
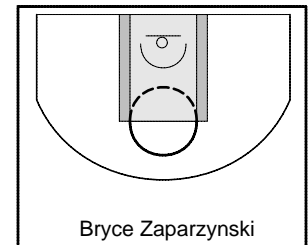
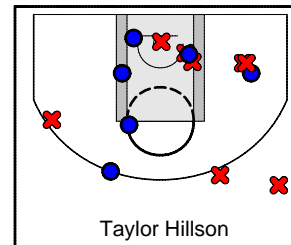
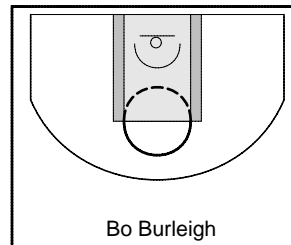
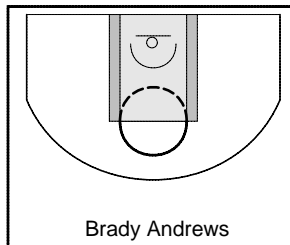
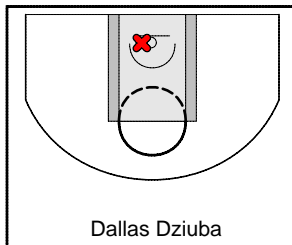
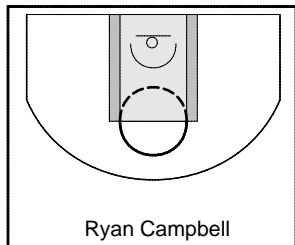
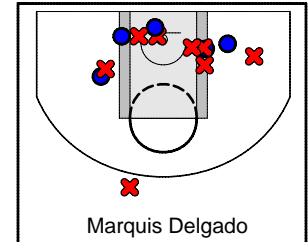
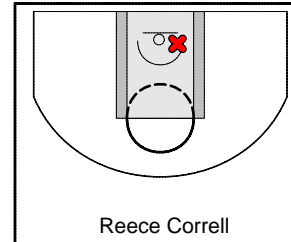
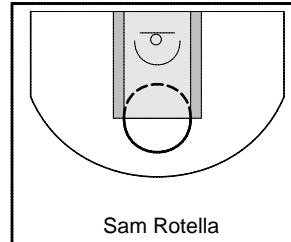
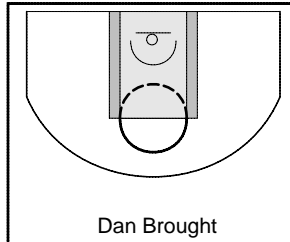
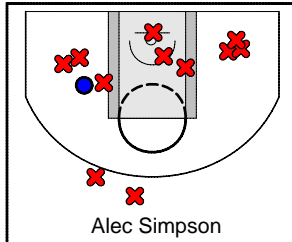

Mansfield (PA) HS

12/27/11 Mansfield (PA) HS at Elmira Notre Dame HS

	1	2	3	4	T
Mansfield (PA) HS	3	13	14	14	44
Elmira Notre	19	12	7	18	56



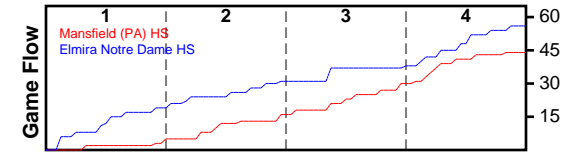
#	Name	G	MIN	FGM	FGA	FG%	2PM	2PA	2P%	3PM	3PA	3P%	FTM	FTA	FT%	OREB	DREB	REB	AST	STL	BLK	DEF	TO	PF	CHG	PM	PTS
24	Justin Berkowitz	1	20	1	3	0.333	1	1	1.000	0	2	0.000	2	2	1.000	0	2	2	0	0	0	0	1	1	0	-6	4
1	Alec Simpson	1	27	1	12	0.083	1	8	0.125	0	4	0.000	1	2	0.500	2	5	7	1	3	0	0	2	3	0	-7	3
15	Dan Brought	1	4	0	2	0.000	0	2	0.000	0	0	0.000	0	0	0.000	2	0	2	0	0	0	0	0	0	0	-3	0
31	Sam Rotella	0	0	0	0	0.000	0	0	0.000	0	0	0.000	0	0	0.000	0	0	0	0	0	0	0	0	0	0	0	0
11	Reece Correll	1	18	0	2	0.000	0	2	0.000	0	0	0.000	0	2	0.000	0	1	1	0	1	0	0	4	5	0	-12	0
3	Marquis Delgado	1	29	5	13	0.385	5	12	0.417	0	1	0.000	3	6	0.500	0	1	1	1	5	0	0	3	3	0	-19	13
21	Ryan Campbell	0	0	0	0	0.000	0	0	0.000	0	0	0.000	0	0	0.000	0	0	0	0	0	0	0	0	0	0	0	0
13	Dallas Dziuba	1	13	0	1	0.000	0	1	0.000	0	0	0.000	1	2	0.500	3	0	3	0	1	0	0	1	2	0	-1	1
10	Brady Andrews	0	0	0	0	0.000	0	0	0.000	0	0	0.000	0	0	0.000	0	0	0	0	0	0	0	0	0	0	0	0
12	Bo Burleigh	1	1	0	0	0.000	0	0	0.000	0	0	0.000	0	0	0.000	0	0	0	0	0	0	0	0	0	0	-2	0
20	Taylor Hillson	1	32	5	13	0.385	3	6	0.500	2	7	0.286	7	8	0.875	2	8	10	0	2	1	0	5	1	0	-16	19
25	Bryce Zaparzynski	0	0	0	0	0.000	0	0	0.000	0	0	0.000	0	0	0.000	0	0	0	0	0	0	0	0	0	0	0	0
23	Taylor Swingle	1	19	2	5	0.400	2	5	0.400	0	0	0.000	0	2	0.000	1	1	2	0	2	0	0	0	1	0	-14	4
TOTALS		1	32	14	51	0.275	12	37	0.324	2	14	0.143	14	24	0.583	10	18	28	2	14	1	0	16	16	0	-12	44



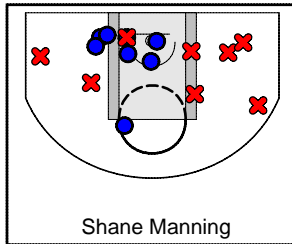
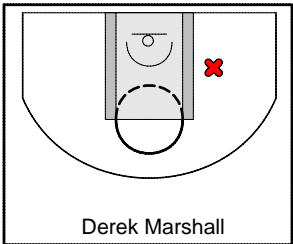
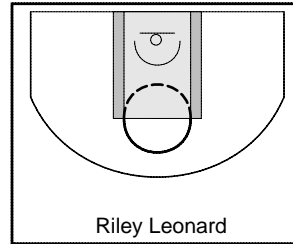
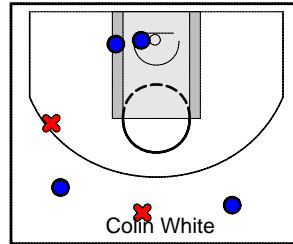
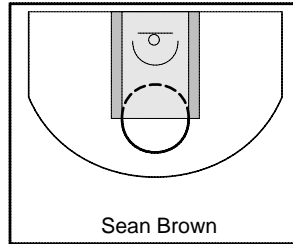
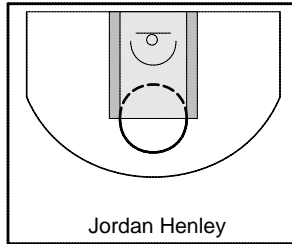
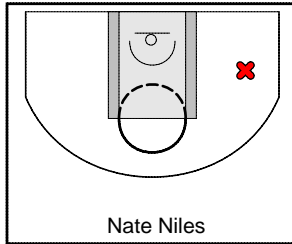

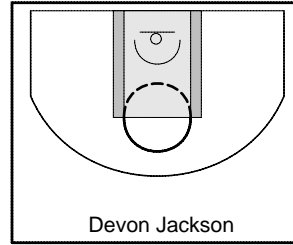
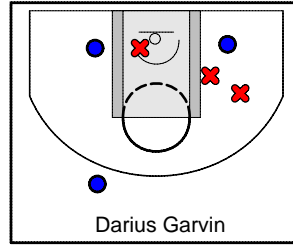
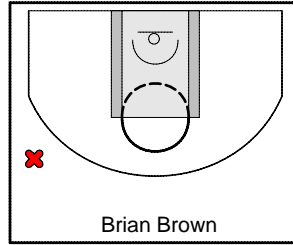
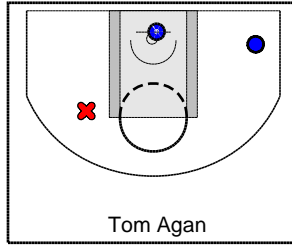
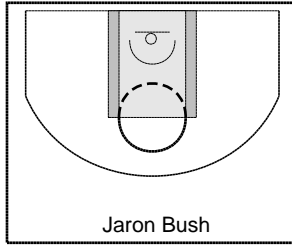
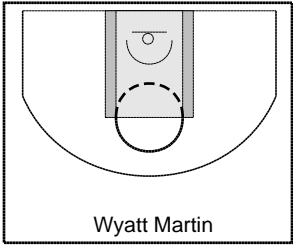
Elmira Notre Dame HS

12/27/11 Mansfield (PA) HS at Elmira Notre Dame HS

	1	2	3	4	T
Mansfield (PA) HS	3	13	14	14	44
Elmira Notre	19	12	7	18	56



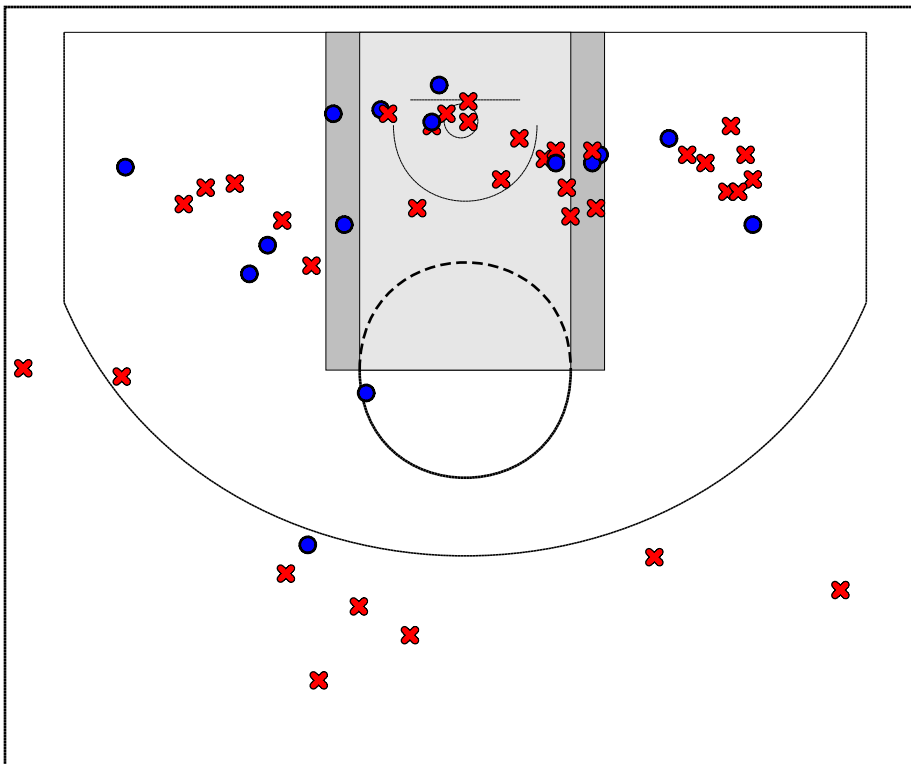
#	Name	G	MIN	FGM	FGA	FG%	2PM	2PA	2P%	3PM	3PA	3P%	FTM	FTA	FT%	OREB	DREB	REB	AST	STL	BLK	DEF	TO	PF	CHG	PM	PTS
25	Wyatt Martin	0	0	0	0	0.000	0	0	0.000	0	0	0.000	0	0	0.000	0	0	0	0	0	0	0	0	0	0	0	0
50	Jaron Bush	0	0	0	0	0.000	0	0	0.000	0	0	0.000	0	0	0.000	0	0	0	0	0	0	0	0	0	0	0	0
15	Tom Agan	1	20	2	3	0.667	2	3	0.667	0	0	0.000	0	0	0.000	0	2	2	3	3	0	0	3	3	0	12	4
10	Brian Brown	1	16	0	2	0.000	0	0	0.000	0	2	0.000	0	0	0.000	0	3	3	1	3	0	0	2	2	0	8	0
5	Darius Garvin	1	21	3	7	0.429	2	6	0.333	1	1	1.000	2	6	0.333	1	0	1	0	1	0	0	1	3	1	7	9
42	Devon Jackson	1	2	0	0	0.000	0	0	0.000	0	0	0.000	0	0	0.000	0	0	0	0	0	0	0	0	1	0	3	0
33	Matt Davis	1	27	6	8	0.750	6	8	0.750	0	0	0.000	2	5	0.400	1	7	8	1	1	2	0	3	4	0	17	14
12	Nate Niles	1	6	0	1	0.000	0	1	0.000	0	0	0.000	1	2	0.500	0	1	1	0	1	0	0	1	0	0	1	1
43	Jordan Henley	0	0	0	0	0.000	0	0	0.000	0	0	0.000	0	0	0.000	0	0	0	0	0	0	0	0	0	0	0	0
1	Sean Brown	1	6	0	0	0.000	0	0	0.000	0	0	0.000	0	0	0.000	0	1	1	0	0	0	0	1	1	0	3	0
11	Colin White	1	27	4	6	0.667	2	3	0.667	2	3	0.667	0	0	0.000	0	3	3	1	2	0	0	3	3	0	12	10
30	Riley Leonard	0	0	0	0	0.000	0	0	0.000	0	0	0.000	0	0	0.000	0	0	0	0	0	0	0	0	0	0	0	0
21	Derek Marshall	1	5	0	1	0.000	0	1	0.000	0	0	0.000	0	0	0.000	0	2	2	0	0	0	0	1	0	0	-2	0
51	Shane Manning	1	31	8	17	0.471	8	14	0.571	0	3	0.000	2	5	0.400	2	8	10	1	1	1	0	3	3	0	15	18
	TOTALS	1	32	23	45	0.511	20	36	0.556	3	9	0.333	7	18	0.389	4	27	31	7	12	3	0	18	20	1	12	56



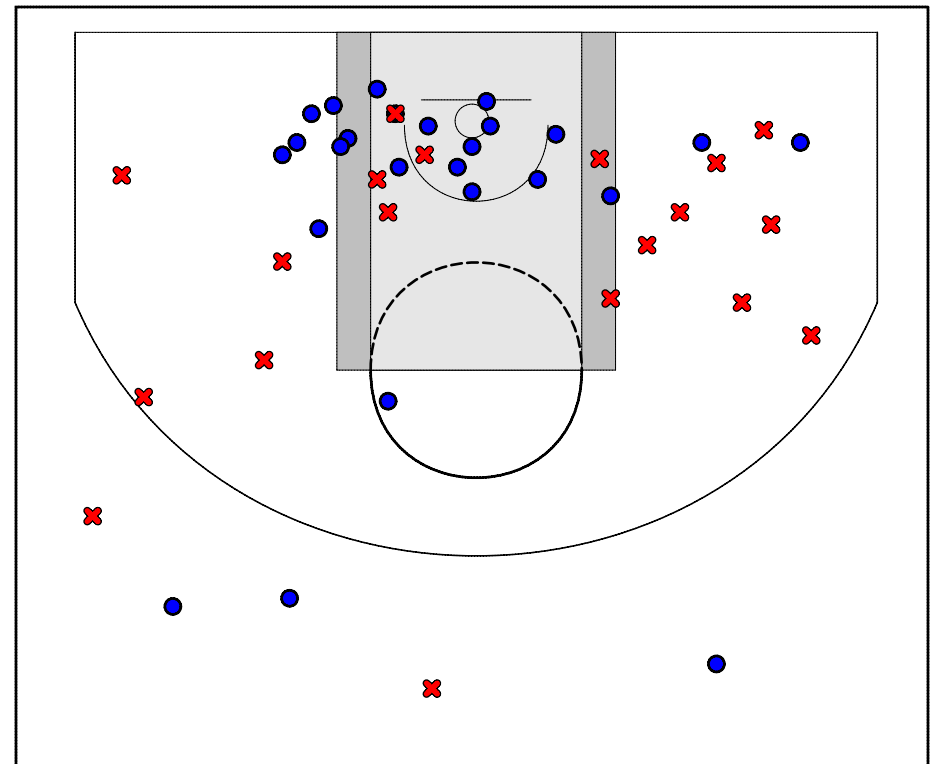
Game Summary Comparison

Statistic	Mansfield (PA) HS	Elmira Notre Dame HS
Points	44	56
<i>Field Goals</i>	14 / 51	23 / 45
2 Point	12 / 37	20 / 36
3 Point	2 / 14	3 / 9
<i>Free Throws</i>	14 / 24	7 / 18
Assists	2	7
Rebounds	28	31
<i>Offensive</i>	10	4
<i>Defensive</i>	18	27
Blocks	1	3
Steals	14	12
Deflections	0	0
Turnovers	16	18
Charges Taken	0	1
Personal Fouls	16	20

Mansfield (PA) HS



Elmira Notre Dame HS



Mansfield (PA) HS Turnovers

Period	Clock	Player	Turnover Type
1st Period	7:42	#3 Marquis Delgado	Steal
1st Period	5:13	#3 Marquis Delgado	Steal
1st Period	5:01	#1 Alec Simpson	Steal
1st Period	4:21	#3 Marquis Delgado	Steal
2nd Period	6:50	#23 Taylor Swingle	Steal
2nd Period	6:22	#20 Taylor Hillson	Traveling
2nd Period	5:05	#1 Alec Simpson	Steal
2nd Period	2:18	#3 Marquis Delgado	Steal
2nd Period	1:39	#20 Taylor Hillson	Steal
2nd Period	1:29	#20 Taylor Hillson	Traveling
2nd Period	0:45	#13 Dallas Dziuba	Steal
3rd Period	7:19	#20 Taylor Hillson	Steal
3rd Period	3:12	#23 Taylor Swingle	Steal
4th Period	7:22	#3 Marquis Delgado	Steal
4th Period	6:53	#20 Taylor Hillson	Traveling
4th Period	5:14	#3 Marquis Delgado	Out of Bounds
4th Period	3:35	#1 Alec Simpson	Steal
4th Period	0:30	#11 Reece Correll	Steal

Mansfield (PA) HS Fouls

Period	Clock	Player	Foul
1st Period	6:45	#3 Marquis Delgado	Reaching in (Def)
1st Period	4:09	#1 Alec Simpson	Blocking (Def)
1st Period	3:43	#11 Reece Correll	Reaching in (Def)
1st Period	0:45	#1 Alec Simpson	Reaching in (Def)
1st Period	0:00	#11 Reece Correll	Adjustment (Added)
2nd Period	6:35	#13 Dallas Dziuba	Reaching in (Def)
2nd Period	3:24	#11 Reece Correll	Reaching in (Def)
2nd Period	0:12	#23 Taylor Swingle	Reaching in (Def)
3rd Period	6:40	#11 Reece Correll	Reaching in (Def)
3rd Period	4:44	#13 Dallas Dziuba	Reaching in (Def)
3rd Period	2:03	#1 Alec Simpson	Charging (Off)
3rd Period	0:00	#3 Marquis Delgado	Reaching in (Def)
4th Period	7:08	#20 Taylor Hillson	Reaching in (Def)
4th Period	5:22	#24 Justin Berkowitz	Reaching in (Def)
4th Period	1:15	#3 Marquis Delgado	Pushing (Def)
4th Period	0:08	#11 Reece Correll	Reaching in (Def)

Elmira Notre Dame HS Turnovers

Period	Clock	Player	Turnover Type
1st Period	7:47	#11 Colin White	Steal
1st Period	7:05	#15 Tom Agan	Steal
1st Period	5:19	#10 Brian Brown	Steal
1st Period	2:35	#33 Matt Davis	Steal
1st Period	1:41	#5 Darius Garvin	Traveling
2nd Period	7:06	#10 Brian Brown	Steal
2nd Period	1:27	#51 Shane Manning	Out of Bounds
2nd Period	1:19	#51 Shane Manning	Steal
3rd Period	7:27	#11 Colin White	Steal
3rd Period	5:25	#15 Tom Agan	Out of Bounds
3rd Period	3:01	#15 Tom Agan	Steal
3rd Period	2:55	#12 Nate Niles	Steal
4th Period	5:45	#15 Tom Agan	Double Dribble
4th Period	3:35	#15 Tom Agan	Steal
4th Period	3:35	#5 Darius Garvin	Steal
4th Period	0:28	#10 Brian Brown	Steal

Elmira Notre Dame HS Fouls

Period	Clock	Player	Foul
1st Period	3:39	#15 Tom Agan	Reaching in (Def)
1st Period	3:05	#11 Colin White	Reaching in (Def)
1st Period	1:26	#1 Sean Brown	Reaching in (Def)
1st Period	0:30	#42 Devon Jackson	Reaching in (Def)
2nd Period	5:35	#33 Matt Davis	Blocking (Def)
2nd Period	4:56	#10 Brian Brown	Reaching in (Def)
2nd Period	4:05	#11 Colin White	Reaching in (Def)
2nd Period	3:01	#5 Darius Garvin	Reaching in (Def)
2nd Period	2:00	#15 Tom Agan	Reaching in (Def)
3rd Period	5:13	#10 Brian Brown	Reaching in (Def)
3rd Period	4:13	#51 Shane Manning	Reaching in (Def)
3rd Period	0:32	#5 Darius Garvin	Reaching in (Def)
4th Period	7:12	#11 Colin White	Reaching in (Def)
4th Period	6:16	#33 Matt Davis	Blocking (Def)
4th Period	6:00	#51 Shane Manning	Reaching in (Def)
4th Period	5:53	#33 Matt Davis	Reaching in (Def)
4th Period	5:34	#15 Tom Agan	Reaching in (Def)
4th Period	4:33	#51 Shane Manning	Pushing (Def)
4th Period	1:30	#5 Darius Garvin	Reaching in (Def)
4th Period	1:09	#33 Matt Davis	Reaching in (Def)