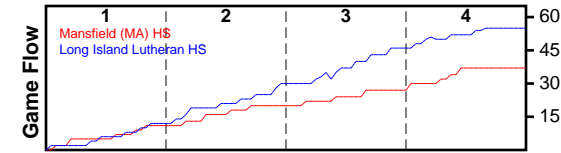


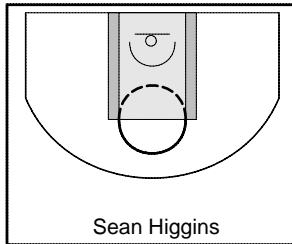
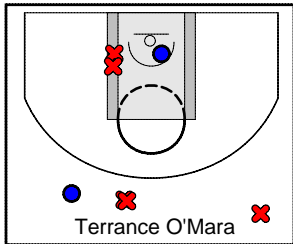
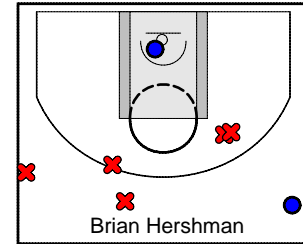
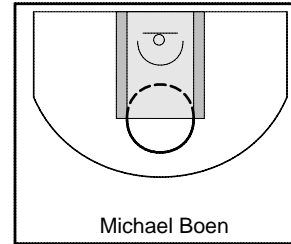
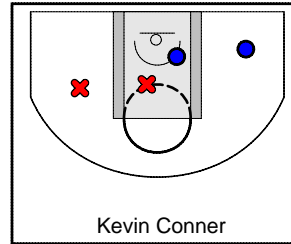

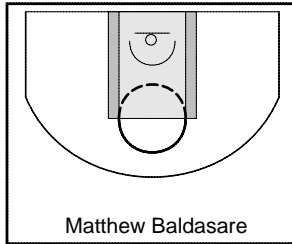
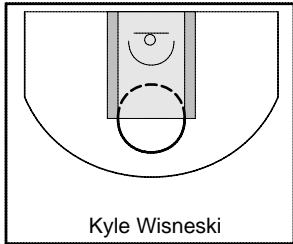
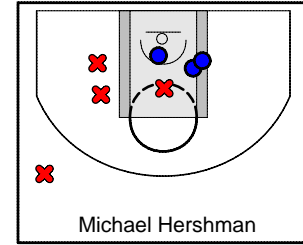
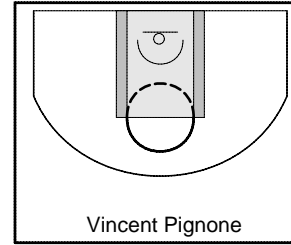
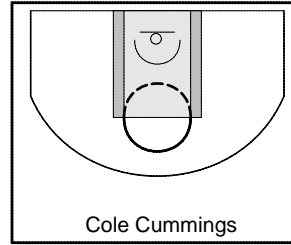
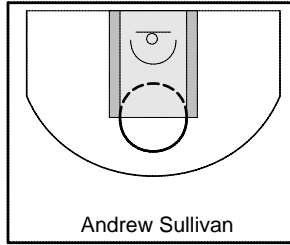
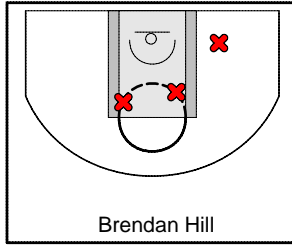
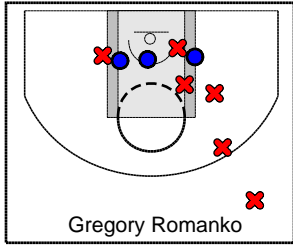
Mansfield (MA) HS

12/27/11 Mansfield (MA) HS at Long Island Lutheran HS

	1	2	3	4	T
Mansfield (MA) HS	11	9	7	10	37
Long Island	12	18	16	9	55



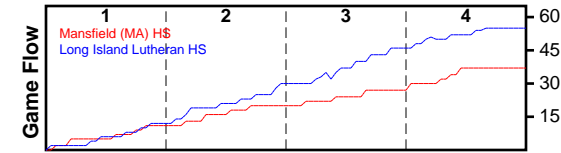
#	Name	G	MIN	FGM	FGA	FG%	2PM	2PA	2P%	3PM	3PA	3P%	FTM	FTA	FT%	OREB	DREB	REB	AST	STL	BLK	DEF	TO	PF	CHG	PM	PTS
33	Gregory Romanko	1	23	3	11	0.273	3	6	0.500	0	5	0.000	0	0	0.000	0	2	2	0	1	0	0	1	2	0	-19	6
31	Brendan Hill	1	21	0	3	0.000	0	3	0.000	0	0	0.000	0	0	0.000	0	1	1	2	0	0	0	2	1	0	-11	0
2	Andrew Sullivan	0	0	0	0	0.000	0	0	0.000	0	0	0.000	0	0	0.000	0	0	0	0	0	0	0	0	0	0	0	0
1	Cole Cummings	1	8	0	0	0.000	0	0	0.000	0	0	0.000	0	0	0.000	1	1	2	0	0	0	0	0	1	0	-10	0
21	Vincent Pignone	0	0	0	0	0.000	0	0	0.000	0	0	0.000	0	0	0.000	0	0	0	0	0	0	0	0	0	0	0	0
32	Michael Hershman	1	18	3	8	0.375	3	5	0.600	0	3	0.000	4	4	1.000	1	0	1	0	1	0	0	1	1	0	-11	10
15	Kyle Wisneski	0	0	0	0	0.000	0	0	0.000	0	0	0.000	0	0	0.000	0	0	0	0	0	0	0	0	0	0	0	0
10	Matthew Baldasare	1	1	0	0	0.000	0	0	0.000	0	0	0.000	0	2	0.000	0	0	0	0	0	0	0	0	0	0	2	0
3	Rocky DeAndrade	1	26	2	9	0.222	1	4	0.250	1	5	0.200	0	1	0.000	1	2	3	1	1	0	0	0	0	0	-12	5
11	Kevin Conner	1	16	2	4	0.500	1	2	0.500	1	2	0.500	0	0	0.000	3	2	5	0	0	0	0	1	1	0	-9	5
50	Michael Boen	0	0	0	0	0.000	0	0	0.000	0	0	0.000	0	0	0.000	0	0	0	0	0	0	0	0	0	0	0	0
5	Brian Hershman	1	22	2	8	0.250	0	0	0.000	2	8	0.250	0	0	0.000	0	5	5	1	2	1	0	2	4	0	-21	6
4	Terrance O'Mara	1	26	2	7	0.286	1	3	0.333	1	4	0.250	0	2	0.000	1	3	4	0	0	0	0	4	1	1	-21	5
44	Sean Higgins	1	5	0	0	0.000	0	0	0.000	0	0	0.000	0	0	0.000	0	0	0	0	0	0	0	1	0	0	-3	0
	TOTALS	1	32	14	50	0.280	9	23	0.391	5	27	0.185	4	9	0.444	7	16	23	4	5	1	0	12	11	1	-18	37



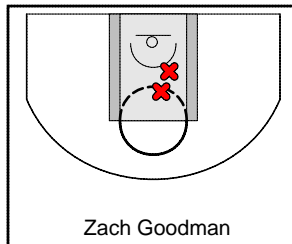
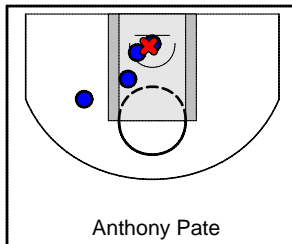
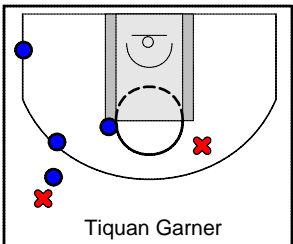
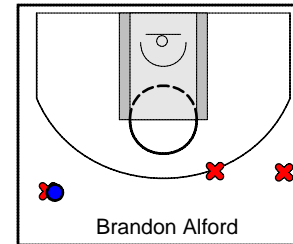
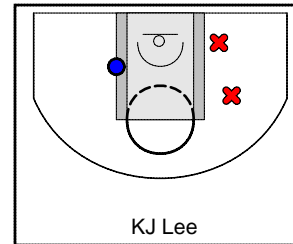
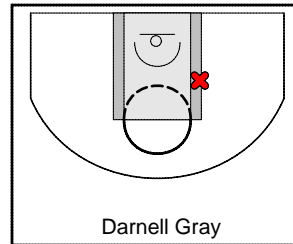
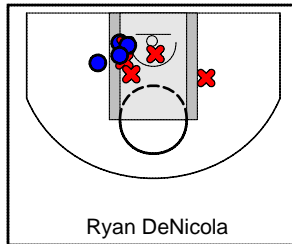
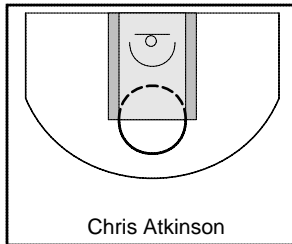
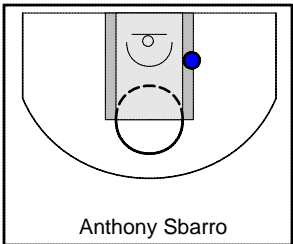
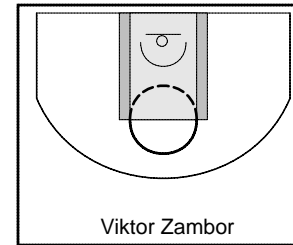
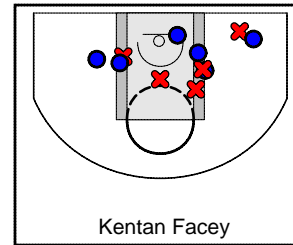
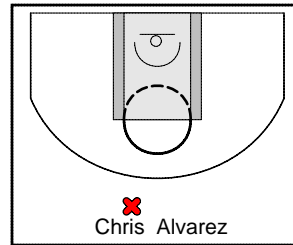
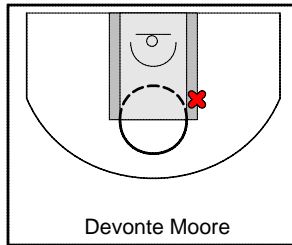
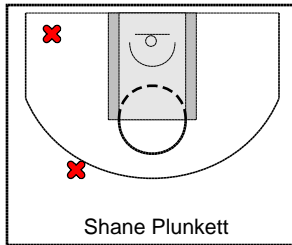
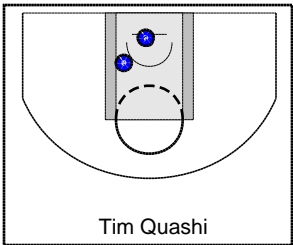
Long Island Lutheran HS

12/27/11 Mansfield (MA) HS at Long Island Lutheran HS

	1	2	3	4	T
Mansfield (MA) HS	11	9	7	10	37
Long Island	12	18	16	9	55



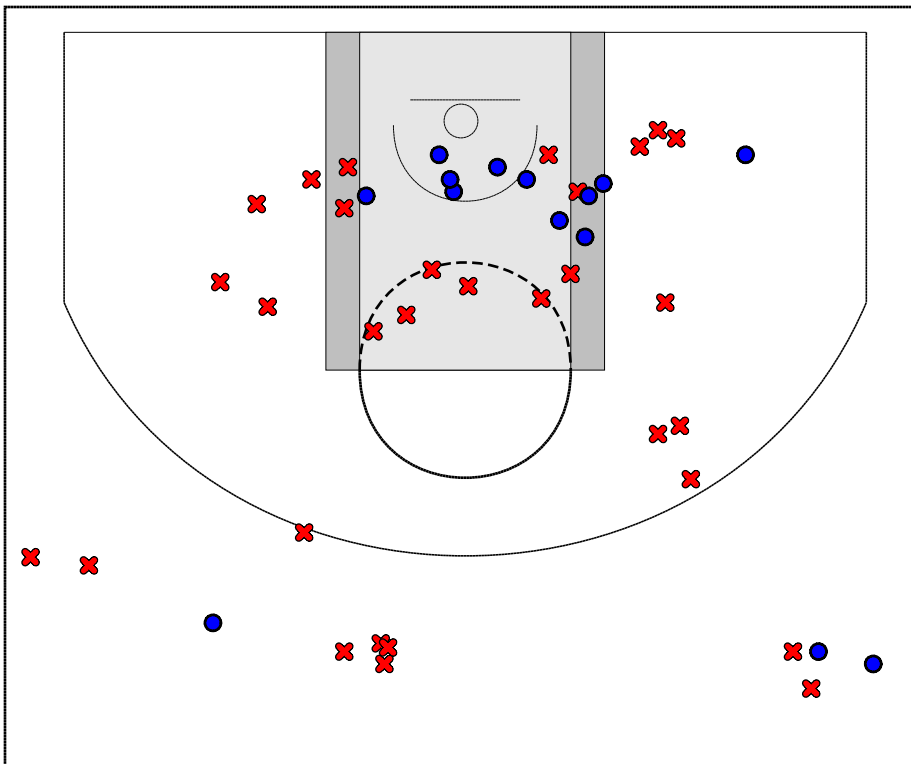
#	Name	G	MIN	FGM	FGA	FG%	2PM	2PA	2P%	3PM	3PA	3P%	FTM	FTA	FT%	OREB	DREB	REB	AST	STL	BLK	DEF	TO	PF	CHG	PM	PTS
12	Tim Quashi	1	11	2	2	1.000	2	2	1.000	0	0	0.000	0	0	0.000	0	2	2	1	1	0	0	0	1	0	8	4
15	Shane Plunkett	1	6	0	2	0.000	0	0	0.000	0	2	0.000	0	2	0.000	0	0	0	0	0	0	0	0	0	0	0	0
13	Devonte Moore	1	3	0	1	0.000	0	1	0.000	0	0	0.000	0	0	0.000	0	0	0	0	0	0	0	1	0	0	0	0
3	Chris Alvarez	1	2	0	1	0.000	0	0	0.000	0	1	0.000	0	0	0.000	0	0	0	0	0	0	0	0	0	0	0	0
32	Kentan Facey	1	23	6	11	0.545	5	10	0.500	1	1	1.000	0	0	0.000	4	8	12	1	0	0	0	1	1	0	12	13
14	Viktor Zambor	1	4	0	0	0.000	0	0	0.000	0	0	0.000	0	0	0.000	0	0	0	0	0	0	0	0	0	0	2	0
20	Anthony Sbarro	1	9	1	1	1.000	1	1	1.000	0	0	0.000	0	0	0.000	1	1	2	0	0	0	0	1	3	0	16	2
4	Chris Atkinson	1	3	0	0	0.000	0	0	0.000	0	0	0.000	0	0	0.000	0	1	1	0	0	0	0	0	0	0	0	0
44	Ryan DeNicola	1	22	4	9	0.444	4	9	0.444	0	0	0.000	0	2	0.000	5	4	9	1	1	0	0	5	3	0	12	8
21	Darnell Gray	1	3	0	1	0.000	0	1	0.000	0	0	0.000	0	0	0.000	1	1	2	0	0	0	0	0	1	0	-1	0
23	KJ Lee	1	23	1	4	0.250	1	4	0.250	0	0	0.000	0	2	0.000	1	2	3	0	0	0	0	3	1	0	16	2
11	Brandon Alford	1	18	1	4	0.250	0	0	0.000	1	4	0.250	0	0	0.000	0	3	3	0	1	0	0	0	0	0	9	3
5	Tiquan Garner	1	13	2	4	0.500	1	1	1.000	1	3	0.333	3	4	0.750	0	2	2	0	3	1	0	2	0	0	16	8
25	Anthony Pate	1	24	5	7	0.714	4	5	0.800	1	2	0.500	1	2	0.500	0	1	1	0	0	0	0	2	2	0	21	12
10	Zach Goodman	1	5	0	2	0.000	0	2	0.000	0	0	0.000	3	3	1.000	0	2	2	0	0	0	0	0	0	0	4	3
TOTALS		1	32	22	49	0.449	18	36	0.500	4	13	0.308	7	15	0.467	12	27	39	3	6	1	0	15	12	0	18	55



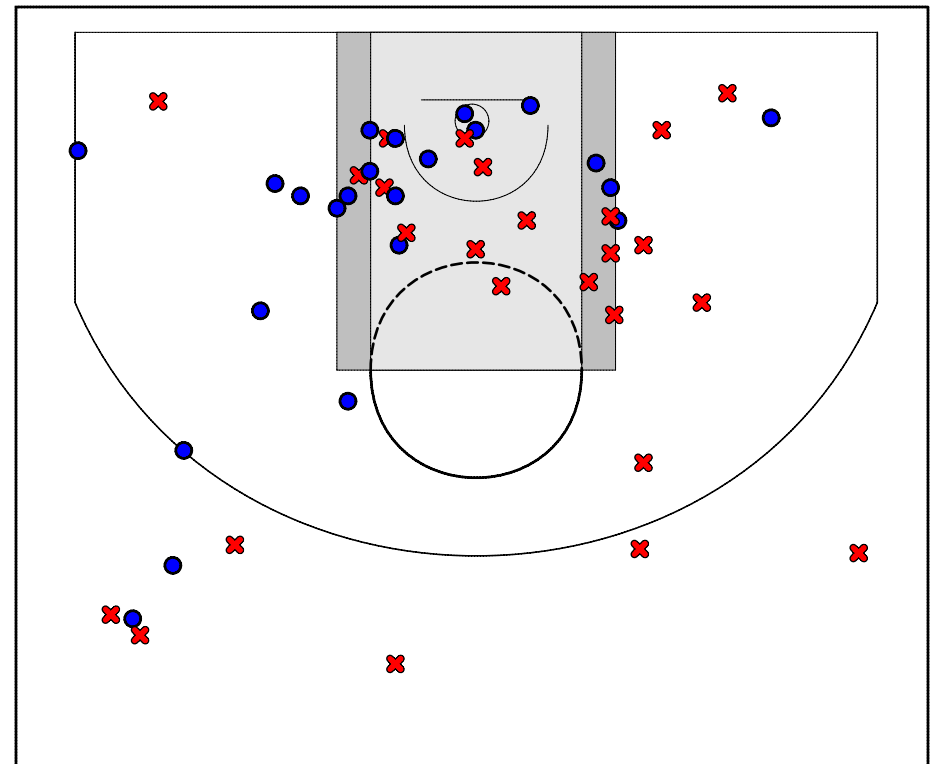
Game Summary Comparison

Statistic	Mansfield (MA) HS	Long Island Lutheran HS
Points	37	55
Field Goals	14 / 50	22 / 49
2 Point	9 / 23	18 / 36
3 Point	5 / 27	4 / 13
Free Throws	4 / 9	7 / 15
Assists	4	3
Rebounds	23	39
Offensive	7	12
Defensive	16	27
Blocks	1	1
Steals	5	6
Deflections	0	0
Turnovers	12	15
Charges Taken	1	0
Personal Fouls	11	12

Mansfield (MA) HS



Long Island Lutheran HS



Mansfield (MA) HS Turnovers

Period	Clock	Player	Turnover Type
1st Period	6:34	#5 Brian Hershman	Traveling
1st Period	3:59	#5 Brian Hershman	Steal
2nd Period	7:02	#31 Brendan Hill	Out of Bounds
2nd Period	4:55	#5 Brian Hershman	Steal
2nd Period	3:44	#32 Michael Hershman	Steal
2nd Period	0:25	#4 Terrance O'Mara	Out of Bounds
3rd Period	5:20	#33 Gregory Romanko	Traveling
3rd Period	1:08	#4 Terrance O'Mara	Out of Bounds
3rd Period	0:10	#33 Gregory Romanko	Steal
4th Period	3:02	#32 Michael Hershman	Out of Bounds
4th Period	2:14	#3 Rocky DeAndrade	Steal

Mansfield (MA) HS Fouls

Period	Clock	Player	Foul
2nd Period	0:08	#5 Brian Hershman	Adjustment (Added)
3rd Period	3:50	#5 Brian Hershman	Adjustment (Added)
3rd Period	3:50	#31 Brendan Hill	Adjustment (Added)
3rd Period	3:50	#33 Gregory Romanko	Adjustment (Added)
3rd Period	1:55	#4 Terrance O'Mara	Elbowing (Def)
4th Period	6:29	#33 Gregory Romanko	Reaching in (Def)
4th Period	6:03	#5 Brian Hershman	Reaching in (Def)
4th Period	5:43	#1 Cole Cummings	Reaching in (Def)
4th Period	4:59	#11 Kevin Conner	Other (Def)
4th Period	3:20	#5 Brian Hershman	Other (Def)
4th Period	2:55	#32 Michael Hershman	Illegal hands (Def)

Long Island Lutheran HS Turnovers

Period	Clock	Player	Turnover Type
1st Period	5:50	#25 Anthony Pate	Traveling
1st Period	5:25	#23 KJ Lee	Out of Bounds
1st Period	4:02	#11 Brandon Alford	Steal
1st Period	3:10	#25 Anthony Pate	Traveling
2nd Period	7:38	#23 KJ Lee	Out of Bounds
2nd Period	5:26	#44 Ryan DeNicola	Out of Bounds
2nd Period	5:19	#5 Tiquan Garner	Steal
2nd Period	4:35	#44 Ryan DeNicola	Out of Bounds
2nd Period	4:25	#44 Ryan DeNicola	Steal
2nd Period	3:59	#5 Tiquan Garner	Steal
2nd Period	3:18	#44 Ryan DeNicola	Out of Bounds
2nd Period	2:48	#5 Tiquan Garner	Steal
2nd Period	2:04	#44 Ryan DeNicola	Out of Bounds
3rd Period	4:43	#44 Ryan DeNicola	Traveling
3rd Period	0:40	#12 Tim Quashi	Steal
3rd Period	0:32	#20 Anthony Sbarro	Traveling

Long Island Lutheran HS Fouls

Period	Clock	Player	Foul
1st Period	5:10	#44 Ryan DeNicola	Illegal hands (Def)
1st Period	4:45	The team	Hand checking (Def)
1st Period	1:27	#25 Anthony Pate	Other (Def)
1st Period	1:15	#32 Kentan Facey	Other (Def)
1st Period	0:34	#12 Tim Quashi	Illegal hands (Def)
2nd Period	3:38	#25 Anthony Pate	Blocking (Def)
2nd Period	1:00	#20 Anthony Sbarro	Illegal hands (Def)
2nd Period	0:08	#23 KJ Lee	Adjustment (Added)
3rd Period	6:55	#44 Ryan DeNicola	Charging (Off)
3rd Period	6:23	#44 Ryan DeNicola	Illegal hands (Off)
3rd Period	4:40	#25 Anthony Pate	Illegal hands (Off)
3rd Period	3:51	#23 KJ Lee	Illegal hands (Off)
3rd Period	3:50	#23 KJ Lee	Adjustment (Removed)
3rd Period	3:50	#25 Anthony Pate	Adjustment (Removed)
3rd Period	3:50	#44 Ryan DeNicola	Adjustment (Removed)
3rd Period	1:32	#20 Anthony Sbarro	Pushing (Def)
4th Period	5:37	#20 Anthony Sbarro	Illegal hands (Def)
4th Period	5:25	#44 Ryan DeNicola	Illegal hands (Def)
4th Period	1:55	#21 Darnell Gray	Reaching in (Def)