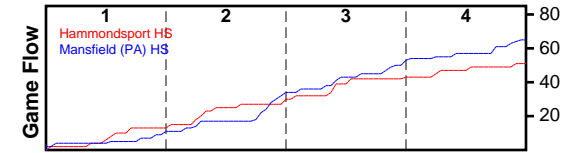


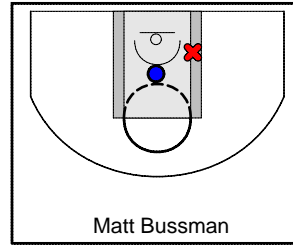
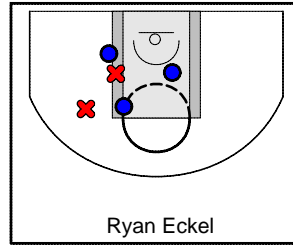
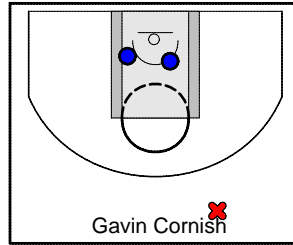
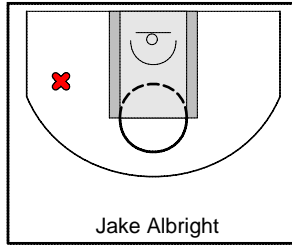
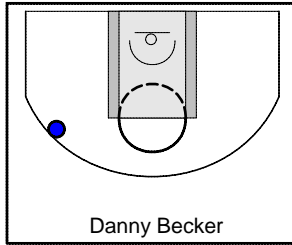
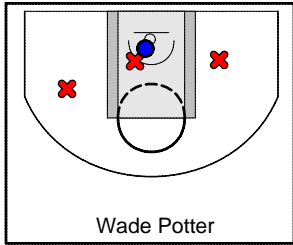
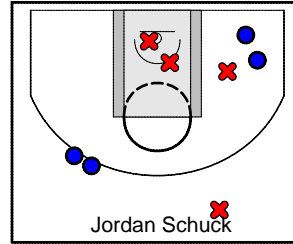
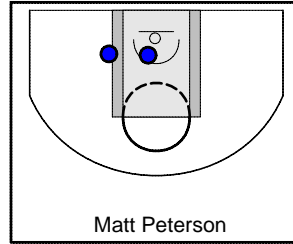

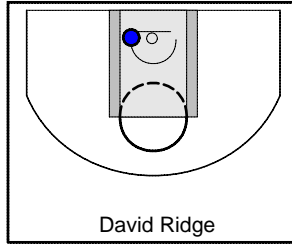

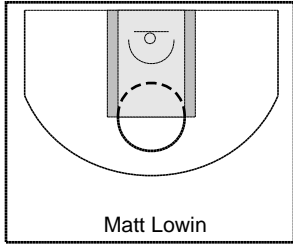
# Hammondsport HS

12/28/11 Hammondsport HS at Mansfield (PA) HS

	1	2	3	4	T
Hammondsport	13	14	15	9	51
Mansfield (PA) HS	9	23	21	12	65



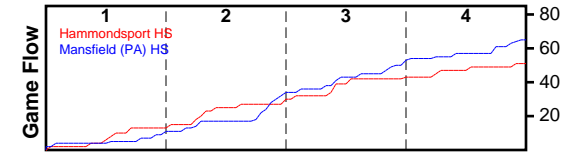
#	Name	G	MIN	FGM	FGA	FG%	2PM	2PA	2P%	3PM	3PA	3P%	FTM	FTA	FT%	OREB	DREB	REB	AST	STL	BLK	DEF	TO	PF	CHG	PM	PTS
32	Matt Lowin	1	1	0	0	0.000	0	0	0.000	0	0	0.000	0	0	0.000	0	0	0	0	0	0	0	0	0	0	0	0
42	Trenton Kolo	1	26	5	10	0.500	5	10	0.500	0	0	0.000	1	4	0.250	4	2	6	0	0	1	0	2	4	0	4	11
40	David Ridge	1	2	1	1	1.000	1	1	1.000	0	0	0.000	0	1	0.000	0	0	0	0	0	0	0	0	0	0	-1	2
12	Kevin Benedict	1	28	0	5	0.000	0	1	0.000	0	4	0.000	0	0	0.000	0	4	4	0	1	0	0	1	1	0	-17	0
22	Matt Peterson	1	23	3	5	0.600	2	3	0.667	1	2	0.500	0	1	0.000	1	6	7	1	0	0	0	1	0	0	-5	7
4	Jordan Schuck	1	27	4	8	0.500	1	4	0.250	3	4	0.750	3	3	1.000	0	1	1	0	2	0	0	4	5	0	-7	14
30	Wade Potter	1	8	1	4	0.250	1	4	0.250	0	0	0.000	0	0	0.000	1	1	2	0	2	0	0	0	5	0	11	2
3	Danny Becker	1	5	1	1	1.000	0	0	0.000	1	1	1.000	0	0	0.000	1	0	1	0	0	0	0	0	1	0	2	3
44	Jake Albright	1	6	0	1	0.000	0	1	0.000	0	0	0.000	0	0	0.000	1	1	2	0	0	0	0	0	0	0	-12	0
15	Gavin Cornish	1	10	2	3	0.667	2	2	1.000	0	1	0.000	0	0	0.000	2	0	2	1	1	0	0	3	2	0	-9	4
23	Ryan Eckel	1	20	3	5	0.600	3	5	0.600	0	0	0.000	0	0	0.000	0	3	3	0	1	0	0	4	4	0	-2	6
31	Matt Bussman	1	10	1	2	0.500	1	2	0.500	0	0	0.000	0	0	0.000	0	0	0	0	0	0	0	1	0	0	-9	2
<b>TOTALS</b>		1	32	21	45	0.467	16	33	0.485	5	12	0.417	4	9	0.444	10	18	28	2	7	1	0	16	22	0	-14	51



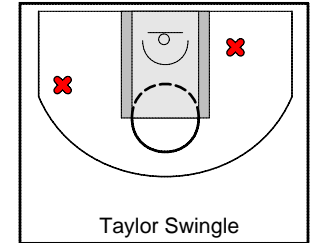
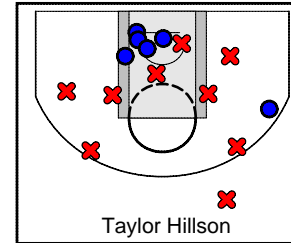
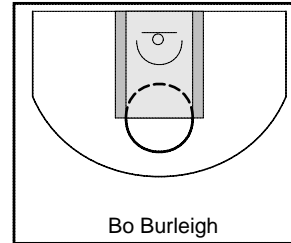
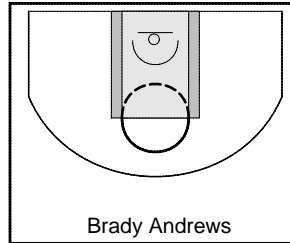
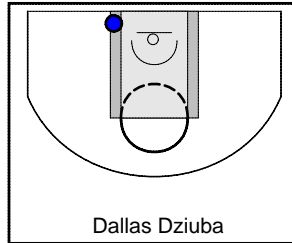
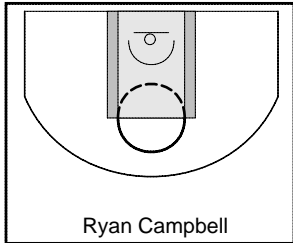
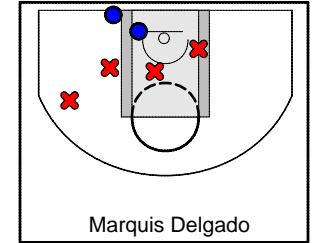
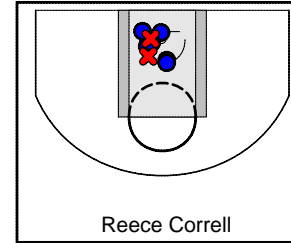
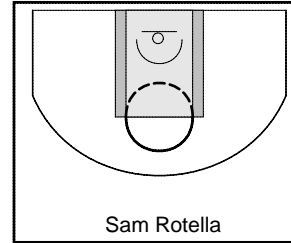
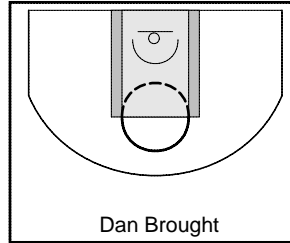
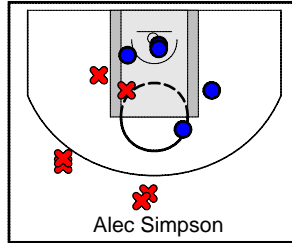

# Mansfield (PA) HS

12/28/11 Hammondspport HS at Mansfield (PA) HS

	1	2	3	4	T
Hammondspport	13	14	15	9	51
Mansfield (PA) HS	9	23	21	12	65



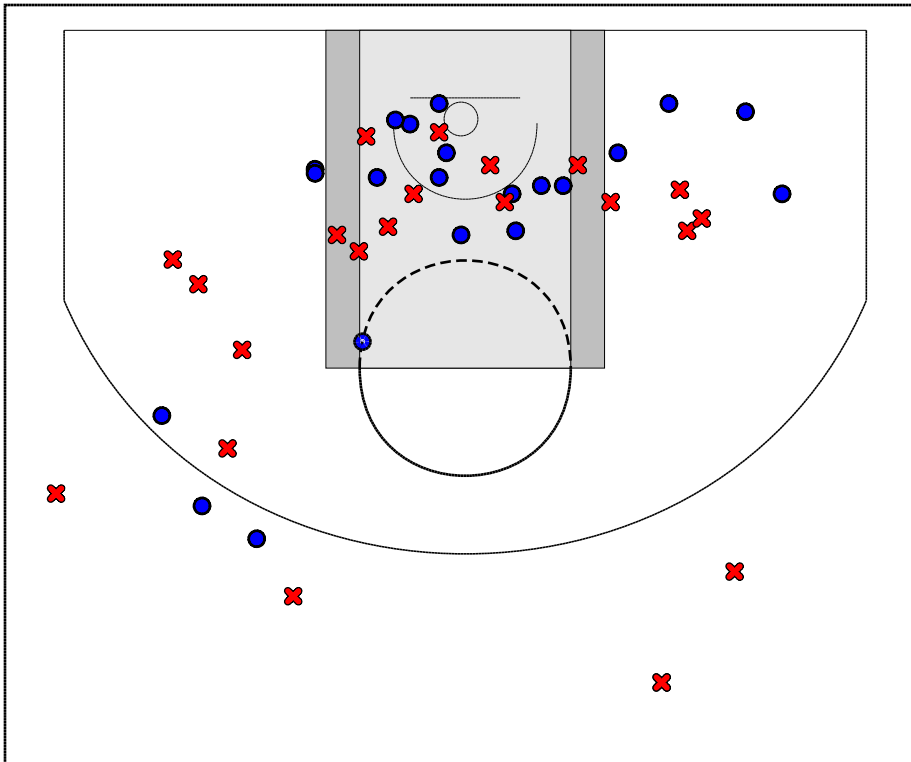
#	Name	G	MIN	FGM	FGA	FG%	2PM	2PA	2P%	3PM	3PA	3P%	FTM	FTA	FT%	OREB	DREB	REB	AST	STL	BLK	DEF	TO	PF	CHG	PM	PTS	
24	Justin Berkowitz	1	17	1	4	0.250	1	3	0.333	0	1	0.000	0	1	0.000	1	1	2	0	1	0	0	0	1	0	5	2	
1	Alec Simpson	1	28	8	16	0.500	5	9	0.556	3	7	0.429	2	4	0.500	2	3	5	0	0	0	0	2	2	1	14	21	
15	Dan Brought	1	2	0	0	0.000	0	0	0.000	0	0	0.000	0	0	0.000	0	0	0	0	0	0	0	0	0	0	-1	0	
31	Sam Rotella	0	0	0	0	0.000	0	0	0.000	0	0	0.000	0	0	0.000	0	0	0	0	0	0	0	0	0	0	0	0	
11	Reece Correll	1	26	6	8	0.750	6	8	0.750	0	0	0.000	2	4	0.500	2	2	4	0	7	1	0	0	3	0	13	14	
3	Marquis Delgado	1	24	2	6	0.333	2	6	0.333	0	0	0.000	4	8	0.500	0	2	2	2	2	2	0	0	3	4	0	4	8
21	Ryan Campbell	1	1	0	0	0.000	0	0	0.000	0	0	0.000	0	0	0.000	0	0	0	0	0	0	0	0	0	0	1	0	
13	Dallas Dziuba	1	8	1	1	1.000	1	1	1.000	0	0	0.000	0	2	0.000	0	0	0	0	1	0	0	1	1	0	-1	2	
10	Brady Andrews	1	1	0	0	0.000	0	0	0.000	0	0	0.000	0	0	0.000	0	0	0	0	0	0	0	0	0	0	1	0	
12	Bo Burleigh	1	1	0	0	0.000	0	0	0.000	0	0	0.000	0	0	0.000	0	0	0	0	0	0	0	0	0	0	1	0	
20	Taylor Hillson	1	32	6	17	0.353	6	13	0.462	0	4	0.000	6	7	0.857	3	4	7	0	4	0	0	4	1	0	9	18	
23	Taylor Swingle	1	24	0	2	0.000	0	2	0.000	0	0	0.000	0	0	0.000	1	1	2	0	0	0	0	0	1	0	2	0	
<b>TOTALS</b>		<b>1</b>	<b>32</b>	<b>24</b>	<b>54</b>	<b>0.444</b>	<b>21</b>	<b>42</b>	<b>0.500</b>	<b>3</b>	<b>12</b>	<b>0.250</b>	<b>14</b>	<b>26</b>	<b>0.538</b>	<b>9</b>	<b>13</b>	<b>22</b>	<b>2</b>	<b>15</b>	<b>1</b>	<b>0</b>	<b>10</b>	<b>13</b>	<b>1</b>	<b>14</b>	<b>65</b>	



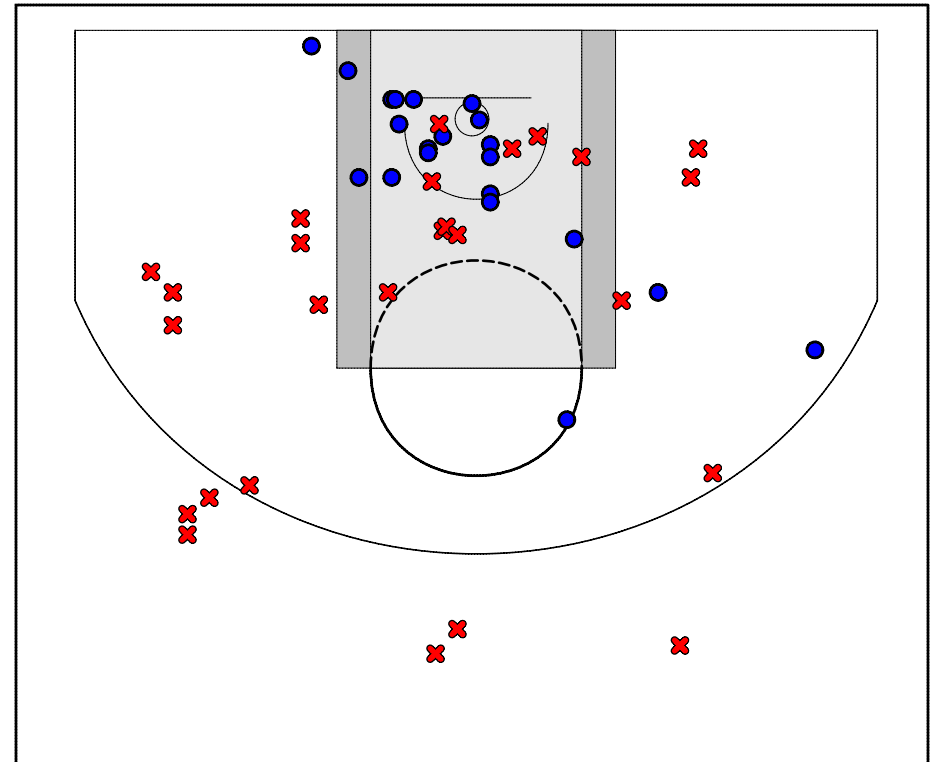
## Game Summary Comparison

Statistic	Hammondsport HS	Mansfield (PA) HS
Points	51	65
<i>Field Goals</i>	21 / 45	24 / 54
<i>2 Point</i>	16 / 33	21 / 42
<i>3 Point</i>	5 / 12	3 / 12
<i>Free Throws</i>	4 / 9	14 / 26
Assists	2	2
Rebounds	28	22
<i>Offensive</i>	10	9
<i>Defensive</i>	18	13
Blocks	1	1
Steals	7	15
Deflections	0	0
Turnovers	16	10
Charges Taken	0	1
Personal Fouls	22	13

Hammondsport HS



Mansfield (PA) HS



### Hammondsport HS Turnovers

Period	Clock	Player	Turnover Type
1st Period	3:09	#15 Gavin Cornish	Steal
1st Period	2:45	#30 Wade Potter	Steal
2nd Period	7:03	#4 Jordan Schuck	Steal
2nd Period	6:14	#12 Kevin Benedict	Steal
2nd Period	3:28	#30 Wade Potter	Steal
3rd Period	3:16	#4 Jordan Schuck	Steal
3rd Period	2:07	#4 Jordan Schuck	Backcourt Ball
3rd Period	0:23	#31 Matt Bussman	Traveling
4th Period	2:12	#23 Ryan Eckel	Steal

### Hammondsport HS Fouls

Period	Clock	Player	Foul
1st Period	5:59	#23 Ryan Eckel	Reaching in (Def)
1st Period	5:42	#42 Trenton Kolo	Reaching in (Def)
1st Period	3:28	#23 Ryan Eckel	Reaching in (Def)
1st Period	2:55	#15 Gavin Cornish	Reaching in (Def)
1st Period	1:59	#30 Wade Potter	Reaching in (Def)
1st Period	1:34	#4 Jordan Schuck	Reaching in (Def)
1st Period	1:11	#30 Wade Potter	Reaching in (Def)
2nd Period	6:07	#3 Danny Becker	Reaching in (Def)
2nd Period	2:33	#42 Trenton Kolo	Reaching in (Def)
2nd Period	1:57	#4 Jordan Schuck	Reaching in (Def)
2nd Period	1:36	#30 Wade Potter	Reaching in (Def)
3rd Period	6:26	#23 Ryan Eckel	Reaching in (Def)
3rd Period	3:04	#30 Wade Potter	Pushing (Def)
3rd Period	0:46	#4 Jordan Schuck	Blocking (Def)
4th Period	7:30	#4 Jordan Schuck	Reaching in (Def)
4th Period	7:01	#30 Wade Potter	Reaching in (Def)
4th Period	5:45	#42 Trenton Kolo	Reaching in (Def)
4th Period	4:06	#4 Jordan Schuck	Charging (Off)
4th Period	1:59	#42 Trenton Kolo	Blocking (Def)
4th Period	0:53	#23 Ryan Eckel	Reaching in (Def)
4th Period	0:23	#15 Gavin Cornish	Reaching in (Def)
4th Period	0:20	#12 Kevin Benedict	Reaching in (Def)

### Mansfield (PA) HS Turnovers

Period	Clock	Player	Turnover Type
1st Period	6:26	#20 Taylor Hillson	Traveling
1st Period	2:41	#20 Taylor Hillson	Steal
1st Period	1:24	#3 Marquis Delgado	Steal
2nd Period	2:19	#13 Dallas Dziuba	Steal
2nd Period	1:57	#11 Reece Correll	Steal
2nd Period	1:32	#20 Taylor Hillson	Steal
2nd Period	0:52	#11 Reece Correll	Steal
2nd Period	0:43	#11 Reece Correll	Steal
2nd Period	0:34	#11 Reece Correll	Steal
3rd Period	2:30	#20 Taylor Hillson	Traveling
3rd Period	1:09	#11 Reece Correll	Steal
3rd Period	0:54	#11 Reece Correll	Steal
4th Period	6:26	#20 Taylor Hillson	Traveling
4th Period	6:16	#20 Taylor Hillson	Steal
4th Period	4:22	#20 Taylor Hillson	Steal
4th Period	2:09	#24 Justin Berkowitz	Steal
4th Period	0:55	#3 Marquis Delgado	Steal

### Mansfield (PA) HS Fouls

Period	Clock	Player	Foul
1st Period	4:30	#1 Alec Simpson	Reaching in (Def)
1st Period	0:53	#24 Justin Berkowitz	Reaching in (Def)
2nd Period	4:36	#3 Marquis Delgado	Reaching in (Def)
2nd Period	2:56	#3 Marquis Delgado	Reaching in (Def)
2nd Period	1:22	#13 Dallas Dziuba	Reaching in (Def)
2nd Period	1:05	#11 Reece Correll	Reaching in (Def)
2nd Period	0:25	#3 Marquis Delgado	Reaching in (Def)
3rd Period	6:43	#20 Taylor Hillson	Reaching in (Def)
3rd Period	4:48	#23 Taylor Swingle	Reaching in (Def)
3rd Period	4:30	#3 Marquis Delgado	Reaching in (Def)
3rd Period	3:43	#11 Reece Correll	Reaching in (Def)
3rd Period	1:20	#1 Alec Simpson	Pushing (Off)
4th Period	7:48	#11 Reece Correll	Reaching in (Def)