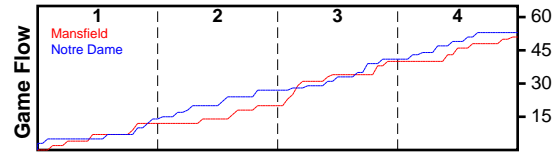


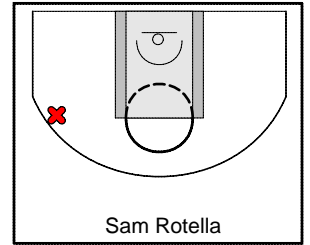
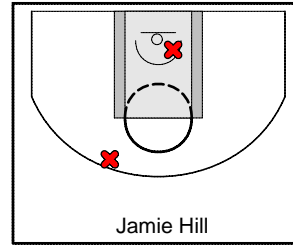
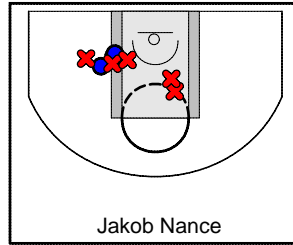
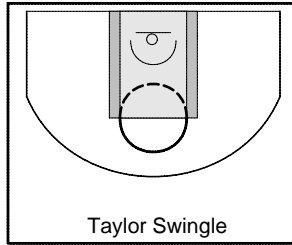
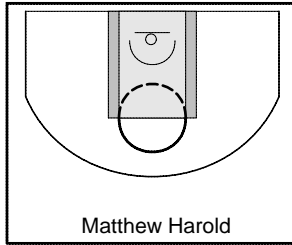
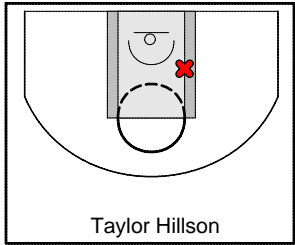
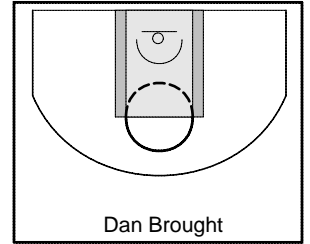

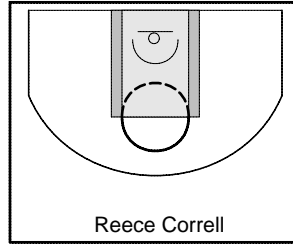
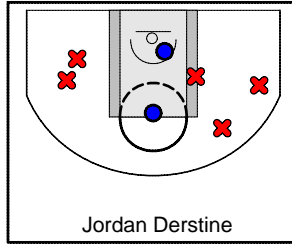
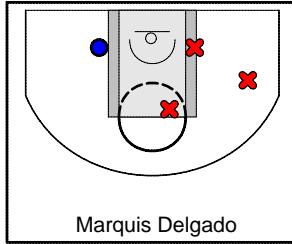
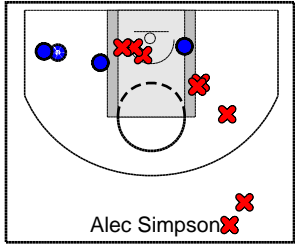
Mansfield

12/28/10 Mansfield at Notre Dame Small Schools Champ

	1	2	3	4	T
Mansfield	12	8	20	11	51
Notre Dame	14	13	14	12	53



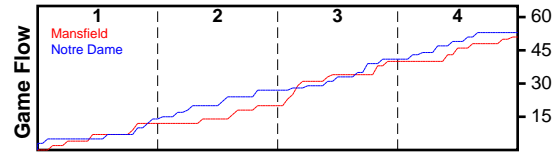
#	Name	G	MIN	FGM	FGA	FG%	2PM	2PA	2P%	3PM	3PA	3P%	FTM	FTA	FT%	OREB	DREB	REB	AST	STL	BLK	TO	PF	PTS
1	Alec Simpson	1	29	5	13	0.385	2	7	0.286	3	6	0.500	0	0	0.000	3	3	6	0	0	0	0	0	13
3	Marquis Delgado	1	25	1	4	0.250	1	4	0.250	0	0	0.000	2	6	0.333	1	3	4	2	2	0	5	3	4
10	Jordan Derstine	1	31	2	7	0.286	2	4	0.500	0	3	0.000	2	2	1.000	2	0	2	0	4	0	2	3	6
11	Reece Correll	0	0	0	0	0.000	0	0	0.000	0	0	0.000	0	0	0.000	0	0	0	0	0	0	0	0	0
13	Luke Berguson	1	24	5	17	0.294	5	14	0.357	0	3	0.000	7	7	1.000	5	3	8	1	2	0	2	2	17
15	Dan Brought	0	0	0	0	0.000	0	0	0.000	0	0	0.000	0	0	0.000	0	0	0	0	0	0	0	0	0
20	Taylor Hillson	1	13	0	1	0.000	0	1	0.000	0	0	0.000	2	2	1.000	0	0	0	0	0	0	0	1	2
21	Matthew Harold	0	0	0	0	0.000	0	0	0.000	0	0	0.000	0	0	0.000	0	0	0	0	0	0	0	0	0
23	Taylor Swingle	0	0	0	0	0.000	0	0	0.000	0	0	0.000	0	0	0.000	0	0	0	0	0	0	0	0	0
24	Jakob Nance	1	28	3	8	0.375	3	8	0.375	0	0	0.000	3	3	1.000	2	4	6	1	0	0	1	4	9
25	Jamie Hill	1	11	0	2	0.000	0	2	0.000	0	0	0.000	0	0	0.000	2	2	4	0	0	0	0	4	0
31	Sam Rotella	1	4	0	1	0.000	0	1	0.000	0	0	0.000	0	0	0.000	0	1	1	0	1	0	0	0	0
TOTALS		1	32	16	53	0.302	13	41	0.317	3	12	0.250	16	20	0.800	15	16	31	4	9	0	10	17	51



Notre Dame

12/28/10 Mansfield at Notre Dame Small Schools Champ

	1	2	3	4	T
Mansfield	12	8	20	11	51
Notre Dame	14	13	14	12	53



#	Name	G	MIN	FGM	FGA	FG%	2PM	2PA	2P%	3PM	3PA	3P%	FTM	FTA	FT%	OREB	DREB	REB	AST	STL	BLK	TO	PF	PTS
1	Sean Brown	0	0	0	0	0.000	0	0	0.000	0	0	0.000	0	0	0.000	0	0	0	0	0	0	0	0	0
5	Carrick Palmer	1	12	0	0	0.000	0	0	0.000	0	0	0.000	1	2	0.500	0	0	0	0	1	0	1	2	1
10	Brian Brown	1	1	0	0	0.000	0	0	0.000	0	0	0.000	0	2	0.000	0	0	0	0	0	0	0	0	0
11	Colin White	0	0	0	0	0.000	0	0	0.000	0	0	0.000	0	0	0.000	0	0	0	0	0	0	0	0	0
12	Ethan Monachino	1	30	6	11	0.545	4	6	0.667	2	5	0.400	2	6	0.333	2	5	7	1	0	0	1	2	16
15	Mike Skordynski	1	30	4	8	0.500	2	5	0.400	2	3	0.667	0	0	0.000	1	4	5	4	2	0	1	1	10
21	Pat O'Connor	1	23	4	6	0.667	4	6	0.667	0	0	0.000	3	4	0.750	2	3	5	1	2	0	0	3	11
25	Tom Agan	0	0	0	0	0.000	0	0	0.000	0	0	0.000	0	0	0.000	0	0	0	0	0	0	0	0	0
30	Golden Zach	1	7	1	2	0.500	1	2	0.500	0	0	0.000	1	2	0.500	1	0	1	0	0	0	0	2	3
33	Shane Manning	1	25	1	8	0.125	1	5	0.200	0	3	0.000	0	2	0.000	0	3	3	1	0	1	2	4	2
34	Elijah Smallwood	0	0	0	0	0.000	0	0	0.000	0	0	0.000	0	0	0.000	0	0	0	0	0	0	0	0	0
42	Matt Davis	1	26	2	6	0.333	2	5	0.400	0	1	0.000	2	2	1.000	1	4	5	1	1	1	2	3	6
43	Niles Nate	1	11	1	3	0.333	1	2	0.500	0	1	0.000	2	2	1.000	1	2	3	1	0	0	2	2	4
50	Jack Coughlin	0	0	0	0	0.000	0	0	0.000	0	0	0.000	0	0	0.000	0	0	0	0	0	0	0	0	0
TOTALS		1	32	19	44	0.432	15	31	0.484	4	13	0.308	11	22	0.500	8	21	29	9	6	2	9	19	53

