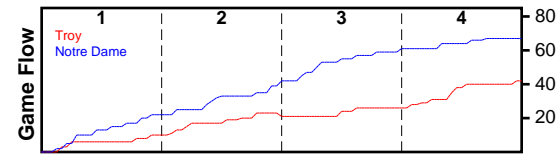


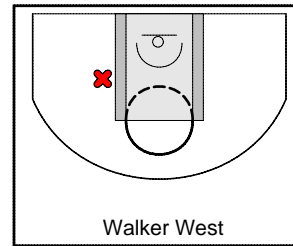
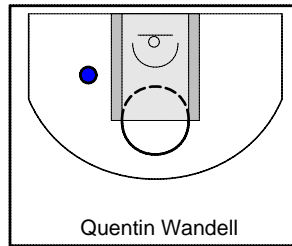
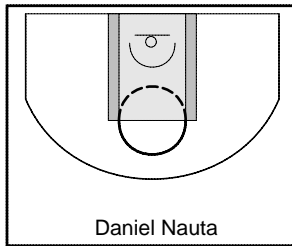
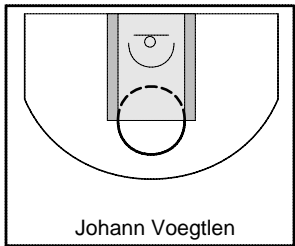
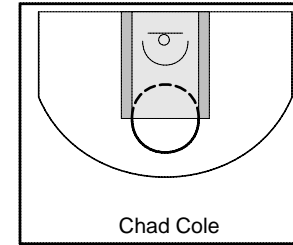
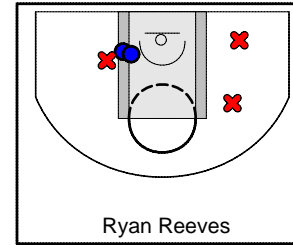
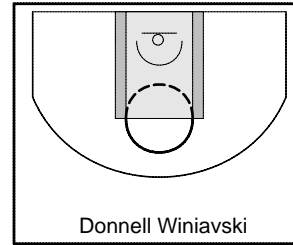
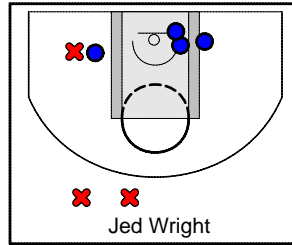
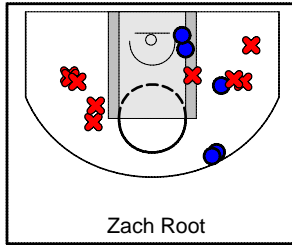
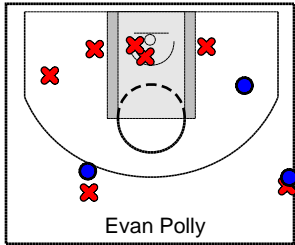
# Troy

12/27/10 Troy at Notre Dame

	1	2	3	4	T
Troy	10	13	3	16	42
Notre Dame	22	20	19	6	67



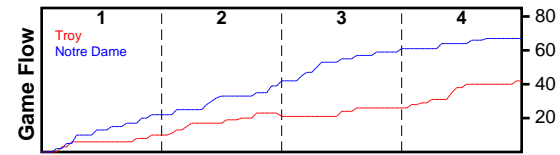
#	Name	G	MIN	FGM	FGA	FG%	2PM	2PA	2P%	3PM	3PA	3P%	FTM	FTA	FT%	OREB	DREB	REB	AST	STL	BLK	TO	PF	PTS
4	Evan Polly	1	27	3	10	0.300	0	4	0.000	3	6	0.500	0	0	0.000	0	0	0	0	1	0	2	2	9
10	Zach Root	1	30	5	14	0.357	2	10	0.200	3	4	0.750	1	6	0.167	2	3	5	0	1	0	2	4	14
12	Jed Wright	1	33	4	7	0.571	4	5	0.800	0	2	0.000	2	4	0.500	1	5	6	0	2	0	3	1	10
15	Donnell Winiavski	1	2	0	0	0.000	0	0	0.000	0	0	0.000	0	0	0.000	0	0	0	0	0	0	0	0	0
20	Ryan Reeves	1	20	2	5	0.400	2	5	0.400	0	0	0.000	1	2	0.500	2	2	4	0	0	0	1	1	5
21	Chad Cole	1	18	0	0	0.000	0	0	0.000	0	0	0.000	0	0	0.000	1	3	4	0	0	0	0	0	0
23	Johann Voegtlen	1	7	0	0	0.000	0	0	0.000	0	0	0.000	0	0	0.000	1	1	2	0	0	0	1	1	0
35	Daniel Nauta	1	2	0	0	0.000	0	0	0.000	0	0	0.000	0	0	0.000	0	0	0	0	0	0	0	0	0
40	Quentin Wandell	1	18	1	1	1.000	1	1	1.000	0	0	0.000	0	0	0.000	1	1	2	0	0	0	0	2	2
44	Walker West	1	9	1	2	0.500	1	2	0.500	0	0	0.000	0	0	0.000	1	0	1	0	0	0	0	0	2
<b>TOTALS</b>		<b>1</b>	<b>32</b>	<b>16</b>	<b>39</b>	<b>0.410</b>	<b>10</b>	<b>27</b>	<b>0.370</b>	<b>6</b>	<b>12</b>	<b>0.500</b>	<b>4</b>	<b>12</b>	<b>0.333</b>	<b>9</b>	<b>15</b>	<b>24</b>	<b>0</b>	<b>4</b>	<b>0</b>	<b>9</b>	<b>11</b>	<b>42</b>



# Notre Dame

12/27/10 Troy at Notre Dame

	1	2	3	4	T
Troy	10	13	3	16	42
Notre Dame	22	20	19	6	67



#	Name	G	MIN	FGM	FGA	FG%	2PM	2PA	2P%	3PM	3PA	3P%	FTM	FTA	FT%	OREB	DREB	REB	AST	STL	BLK	TO	PF	PTS
1	Sean Brown	1	18	1	5	0.200	0	3	0.000	1	2	0.500	0	0	0.000	1	1	2	1	0	0	4	3	3
5	Carrick Palmer	1	12	1	1	1.000	1	1	1.000	0	0	0.000	3	3	1.000	0	1	1	0	0	0	1	2	5
10	Brian Brown	1	10	0	3	0.000	0	1	0.000	0	2	0.000	0	0	0.000	1	0	1	0	1	0	0	0	0
11	Colin White	1	0	0	0	0.000	0	0	0.000	0	0	0.000	0	0	0.000	0	0	0	0	0	0	0	0	0
12	Ethan Monachino	1	20	7	10	0.700	6	9	0.667	1	1	1.000	2	2	1.000	3	3	6	1	3	0	0	0	17
15	Mike Skordynski	1	11	2	4	0.500	2	3	0.667	0	1	0.000	0	0	0.000	0	0	0	0	1	0	0	4	4
21	Pat O'Connor	1	16	2	7	0.286	2	7	0.286	0	0	0.000	1	2	0.500	1	1	2	0	2	0	0	0	5
25	Tom Agan	1	15	2	4	0.500	1	2	0.500	1	2	0.500	0	0	0.000	0	1	1	0	0	0	1	1	5
30	Golden Zach	1	6	0	1	0.000	0	1	0.000	0	0	0.000	0	0	0.000	0	0	0	0	0	0	0	0	0
33	Shane Manning	1	19	7	13	0.538	2	4	0.500	5	9	0.556	1	1	1.000	1	2	3	1	0	0	1	0	20
34	Elijah Smallwood	1	3	0	0	0.000	0	0	0.000	0	0	0.000	0	0	0.000	0	1	1	0	0	0	0	0	0
42	Matt Davis	1	16	2	5	0.400	2	5	0.400	0	0	0.000	1	1	1.000	2	2	4	0	0	3	0	1	5
43	Niles Nate	1	15	1	1	1.000	1	1	1.000	0	0	0.000	1	2	0.500	0	1	1	0	0	2	0	2	3
50	Jack Coughlin	1	7	0	1	0.000	0	1	0.000	0	0	0.000	0	0	0.000	0	3	3	0	0	0	0	0	0
<b>TOTALS</b>		<b>1</b>	<b>32</b>	<b>25</b>	<b>55</b>	<b>0.455</b>	<b>17</b>	<b>38</b>	<b>0.447</b>	<b>8</b>	<b>17</b>	<b>0.471</b>	<b>9</b>	<b>11</b>	<b>0.818</b>	<b>9</b>	<b>16</b>	<b>25</b>	<b>3</b>	<b>7</b>	<b>5</b>	<b>7</b>	<b>13</b>	<b>67</b>

