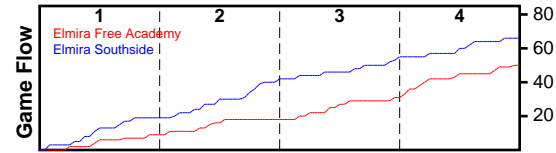


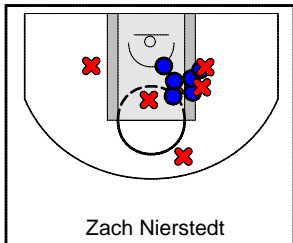
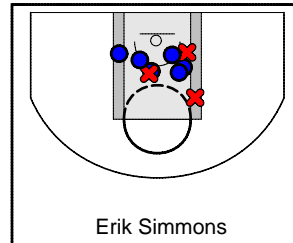
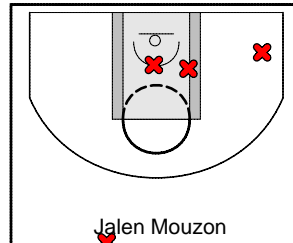
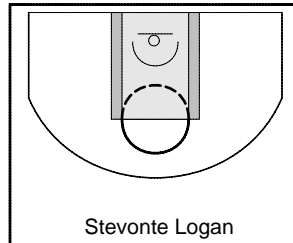
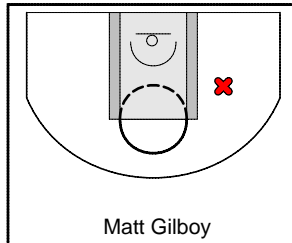
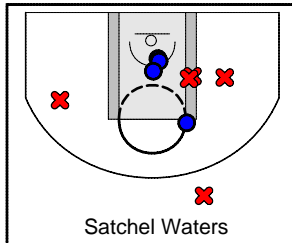
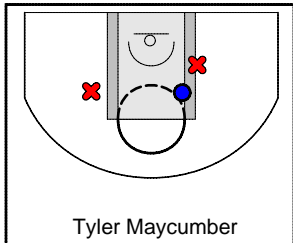
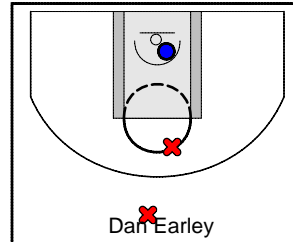
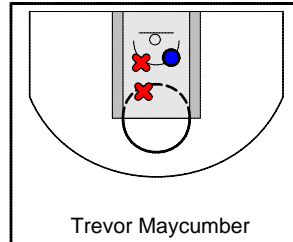
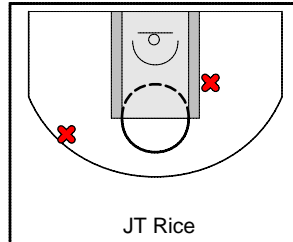
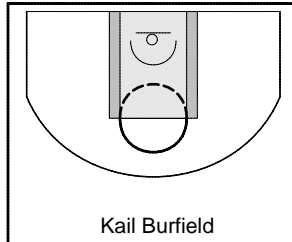
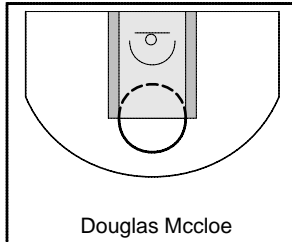
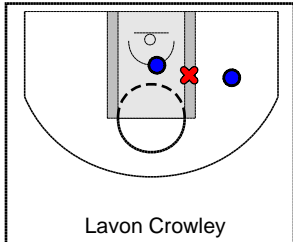
# Elmira Free Academy

12/28/10 Elmira Free Academy at Elmira Southside Boys

	1	2	3	4	T
Elmira Free	9	9	13	19	50
Elmira Southside	19	21	13	13	66



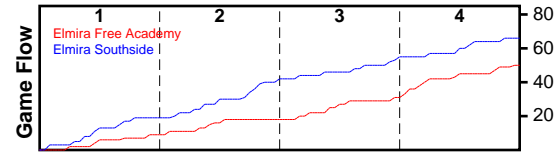
#	Name	G	MIN	FGM	FGA	FG%	2PM	2PA	2P%	3PM	3PA	3P%	FTM	FTA	FT%	OREB	DREB	REB	AST	STL	BLK	TO	PF	PTS
1	Lavon Crowley	1	12	1	2	0.500	1	2	0.500	0	0	0.000	0	2	0.000	3	2	5	0	0	1	0	1	2
3	Douglas Mccloe	0	0	0	0	0.000	0	0	0.000	0	0	0.000	0	0	0.000	0	0	0	0	0	0	0	0	0
4	Kail Burfield	0	0	0	0	0.000	0	0	0.000	0	0	0.000	0	0	0.000	0	0	0	0	0	0	0	0	0
5	JT Rice	1	15	0	2	0.000	0	1	0.000	0	1	0.000	0	3	0.000	1	0	1	0	1	0	1	0	0
10	Trevor Maycumber	1	9	1	3	0.333	1	3	0.333	0	0	0.000	0	0	0.000	1	2	3	0	0	0	0	2	2
11	Dan Earley	1	10	1	3	0.333	1	2	0.500	0	1	0.000	0	2	0.000	1	0	1	0	0	0	1	1	2
12	Tyler Maycumber	1	6	0	2	0.000	0	2	0.000	0	0	0.000	0	0	0.000	1	1	2	0	0	1	0	1	0
14	Satchel Waters	1	30	3	8	0.375	3	7	0.429	0	1	0.000	7	12	0.583	0	1	1	0	3	0	2	3	13
15	Matt Gilboy	1	14	0	1	0.000	0	1	0.000	0	0	0.000	1	2	0.500	1	1	2	1	0	0	1	4	1
23	Stevonte Logan	0	0	0	0	0.000	0	0	0.000	0	0	0.000	0	0	0.000	0	0	0	0	0	0	0	0	0
24	Jalen Mouzon	1	22	0	4	0.000	0	3	0.000	0	1	0.000	0	0	0.000	2	2	4	0	0	0	3	1	0
25	Erik Simmons	1	23	6	9	0.667	6	9	0.667	0	0	0.000	1	2	0.500	1	1	2	0	1	0	0	1	13
30	Zach Nierstedt	1	24	7	13	0.538	6	12	0.500	1	1	1.000	2	2	1.000	2	3	5	1	1	0	2	2	17
<b>TOTALS</b>		<b>1</b>	<b>32</b>	<b>19</b>	<b>47</b>	<b>0.404</b>	<b>18</b>	<b>42</b>	<b>0.429</b>	<b>1</b>	<b>5</b>	<b>0.200</b>	<b>11</b>	<b>25</b>	<b>0.440</b>	<b>13</b>	<b>13</b>	<b>26</b>	<b>2</b>	<b>6</b>	<b>2</b>	<b>10</b>	<b>16</b>	<b>50</b>



# Elmira Southside

12/28/10 Elmira Free Academy at Elmira Southside Boys

	1	2	3	4	T
Elmira Free	9	9	13	19	50
Elmira Southside	19	21	13	13	66



#	Name	G	MIN	FGM	FGA	FG%	2PM	2PA	2P%	3PM	3PA	3P%	FTM	FTA	FT%	OREB	DREB	REB	AST	STL	BLK	TO	PF	PTS
2	Trenton Allington	1	19	1	1	1.000	1	1	1.000	0	0	0.000	0	2	0.000	0	1	1	0	0	0	2	2	2
5	Larry Fulwood	1	20	5	7	0.714	5	6	0.833	0	1	0.000	0	0	0.000	1	2	3	2	0	0	3	5	10
22	Tyler Ladd	1	26	7	9	0.778	1	1	1.000	6	8	0.750	4	7	0.571	1	2	3	0	0	0	3	3	24
23	Phillip Jones	0	0	0	0	0.000	0	0	0.000	0	0	0.000	0	0	0.000	0	0	0	0	0	0	0	0	0
15	Jordan Shay	1	13	1	3	0.333	1	2	0.500	0	1	0.000	0	0	0.000	0	1	1	1	1	1	0	1	2
12	Shaquille Coleman	0	0	0	0	0.000	0	0	0.000	0	0	0.000	0	0	0.000	0	0	0	0	0	0	0	0	0
31	Steve Storch	1	3	0	0	0.000	0	0	0.000	0	0	0.000	0	0	0.000	0	0	0	0	0	0	0	1	0
11	Logan Westervelt	1	17	1	4	0.250	1	3	0.333	0	1	0.000	0	0	0.000	0	0	0	0	1	1	0	2	2
4	Mike Craft	1	22	1	2	0.500	1	2	0.500	0	0	0.000	2	4	0.500	2	3	5	1	1	0	2	0	4
25	Tyler Crater	1	8	1	1	1.000	1	1	1.000	0	0	0.000	2	3	0.667	0	0	0	0	0	0	0	2	4
30	Brad Bellinger	1	23	7	12	0.583	7	12	0.583	0	0	0.000	2	3	0.667	4	8	12	1	0	1	1	3	16
20	Howard Henderson	1	12	1	1	1.000	1	1	1.000	0	0	0.000	0	2	0.000	0	2	2	0	0	0	0	0	2
33	Kevin Morgan	1	3	0	0	0.000	0	0	0.000	0	0	0.000	0	0	0.000	0	1	1	0	0	0	1	0	0
<b>TOTALS</b>		<b>1</b>	<b>32</b>	<b>25</b>	<b>40</b>	<b>0.625</b>	<b>19</b>	<b>29</b>	<b>0.655</b>	<b>6</b>	<b>11</b>	<b>0.545</b>	<b>10</b>	<b>21</b>	<b>0.476</b>	<b>8</b>	<b>20</b>	<b>28</b>	<b>5</b>	<b>3</b>	<b>2</b>	<b>12</b>	<b>19</b>	<b>66</b>

