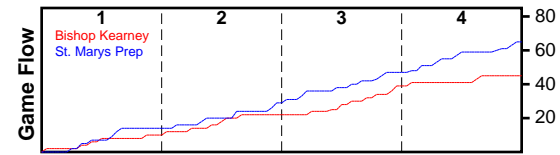


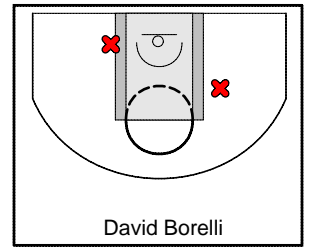
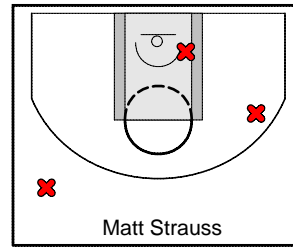
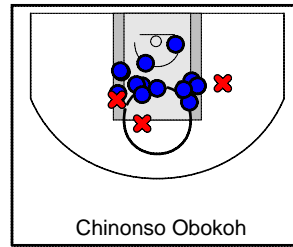
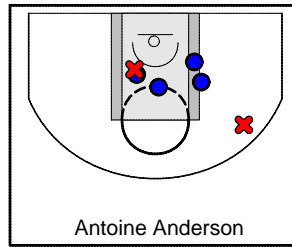

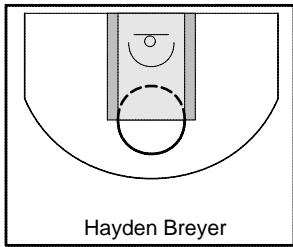
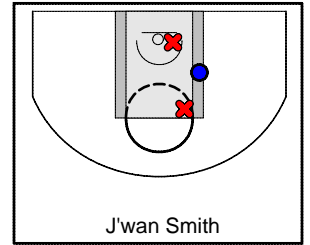
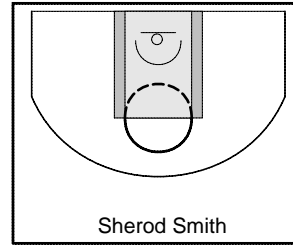
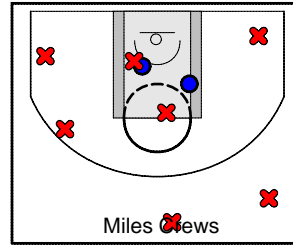
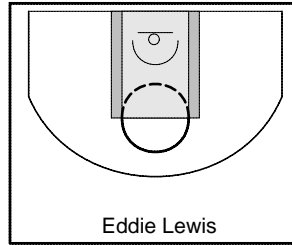
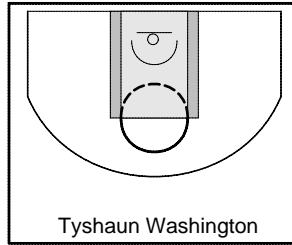
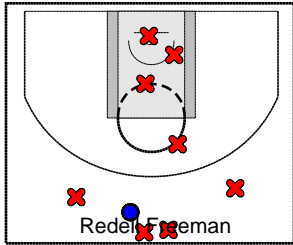
# Bishop Kearney

12/28/10 Bishop Kearney at St. Marys Prep

	1	2	3	4	T
Bishop Kearney	10	12	17	6	45
St. Marys Prep	14	15	18	18	65



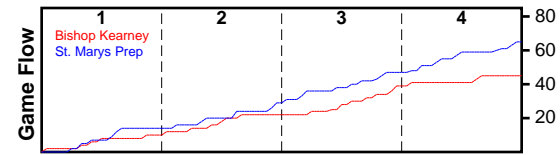
#	Name	G	MIN	FGM	FGA	FG%	2PM	2PA	2P%	3PM	3PA	3P%	FTM	FTA	FT%	OREB	DREB	REB	AST	STL	BLK	TO	PF	PTS
3	Redell Freeman	1	28	1	9	0.111	0	4	0.000	1	5	0.200	0	0	0.000	3	2	5	1	0	0	8	3	3
5	Tyshaun Washington	0	0	0	0	0.000	0	0	0.000	0	0	0.000	0	0	0.000	0	0	0	0	0	0	0	0	0
10	Eddie Lewis	1	2	0	0	0.000	0	0	0.000	0	0	0.000	0	0	0.000	0	0	0	0	0	0	0	0	0
12	Miles Crews	1	19	2	9	0.222	2	5	0.400	0	4	0.000	1	2	0.500	1	5	6	1	0	0	2	1	5
15	Sherod Smith	1	2	0	0	0.000	0	0	0.000	0	0	0.000	0	0	0.000	0	0	0	0	0	0	0	0	0
20	J'wan Smith	1	18	1	3	0.333	1	3	0.333	0	0	0.000	2	2	1.000	0	1	1	0	0	0	0	3	4
21	Hayden Breyer	1	2	0	0	0.000	0	0	0.000	0	0	0.000	0	0	0.000	0	0	0	0	1	0	0	0	0
23	Chukwuka Ikpeze	1	16	6	7	0.857	6	7	0.857	0	0	0.000	2	2	1.000	0	1	1	1	0	0	2	4	14
24	Antoine Anderson	1	17	3	5	0.600	3	5	0.600	0	0	0.000	0	0	0.000	0	0	0	1	1	1	2	1	6
34	Chinonso Obokoh	1	30	6	10	0.600	6	10	0.600	0	0	0.000	1	1	1.000	6	6	12	0	1	8	1	4	13
33	Matt Strauss	1	18	0	3	0.000	0	1	0.000	0	2	0.000	0	0	0.000	0	0	0	0	0	0	1	5	0
53	David Borelli	1	15	0	2	0.000	0	2	0.000	0	0	0.000	0	0	0.000	2	4	6	0	0	0	1	0	0
<b>TOTALS</b>		<b>1</b>	<b>32</b>	<b>19</b>	<b>48</b>	<b>0.396</b>	<b>18</b>	<b>37</b>	<b>0.486</b>	<b>1</b>	<b>11</b>	<b>0.091</b>	<b>6</b>	<b>7</b>	<b>0.857</b>	<b>12</b>	<b>19</b>	<b>31</b>	<b>4</b>	<b>3</b>	<b>9</b>	<b>17</b>	<b>21</b>	<b>45</b>



# St. Marys Prep

12/28/10 Bishop Kearney at St. Marys Prep

	1	2	3	4	T
Bishop Kearney	10	12	17	6	45
St. Marys Prep	14	15	18	18	65



#	Name	G	MIN	FGM	FGA	FG%	2PM	2PA	2P%	3PM	3PA	3P%	FTM	FTA	FT%	OREB	DREB	REB	AST	STL	BLK	TO	PF	PTS
3	Khalif Chaplin	1	29	1	7	0.143	1	3	0.333	0	4	0.000	1	2	0.500	0	0	0	1	2	0	1	0	3
5	Wilson Molina	1	7	0	1	0.000	0	0	0.000	0	1	0.000	2	2	1.000	1	1	2	0	0	0	2	0	2
11	Dante Agnew	1	30	4	5	0.800	3	3	1.000	1	2	0.500	5	6	0.833	0	4	4	2	4	0	0	2	14
12	Conor Mcnamara	1	2	0	0	0.000	0	0	0.000	0	0	0.000	0	0	0.000	0	0	0	0	0	0	0	0	0
15	Benjamin Camille	0	0	0	0	0.000	0	0	0.000	0	0	0.000	0	0	0.000	0	0	0	0	0	0	0	0	0
20	Chris Samson	0	0	0	0	0.000	0	0	0.000	0	0	0.000	0	0	0.000	0	0	0	0	0	0	0	0	0
21	Taevoughn Clarke	1	1	0	0	0.000	0	0	0.000	0	0	0.000	0	0	0.000	0	0	0	0	0	0	0	0	0
22	Travis Whitfield	1	2	1	1	1.000	1	1	1.000	0	0	0.000	0	0	0.000	0	1	1	0	0	0	0	0	2
23	Justin Bailey	1	31	3	7	0.429	3	4	0.750	0	3	0.000	2	2	1.000	2	1	3	0	0	0	0	3	8
24	Justin Joseph	0	0	0	0	0.000	0	0	0.000	0	0	0.000	0	0	0.000	0	0	0	0	0	0	0	0	0
31	Glen Hefter	0	0	0	0	0.000	0	0	0.000	0	0	0.000	0	0	0.000	0	0	0	0	0	0	0	0	0
33	Fritz Steide	1	2	0	0	0.000	0	0	0.000	0	0	0.000	0	0	0.000	0	0	0	0	0	0	0	0	0
40	Chavaughn Lewis	1	31	7	13	0.538	6	12	0.500	1	1	1.000	2	2	1.000	4	5	9	0	3	1	1	2	17
34	Charles Mccann	1	32	7	14	0.500	7	14	0.500	0	0	0.000	5	12	0.417	6	1	7	0	1	0	2	3	19
<b>TOTALS</b>		<b>1</b>	<b>32</b>	<b>23</b>	<b>48</b>	<b>0.479</b>	<b>21</b>	<b>37</b>	<b>0.568</b>	<b>2</b>	<b>11</b>	<b>0.182</b>	<b>17</b>	<b>26</b>	<b>0.654</b>	<b>13</b>	<b>13</b>	<b>26</b>	<b>3</b>	<b>10</b>	<b>1</b>	<b>6</b>	<b>10</b>	<b>65</b>

