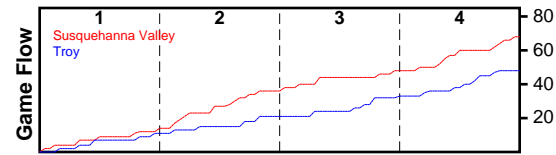


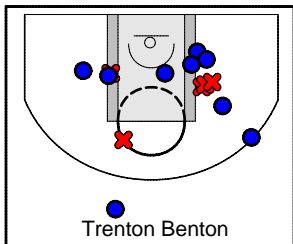
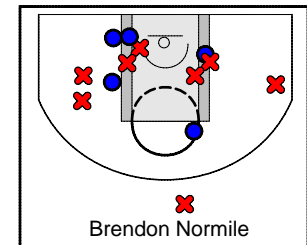
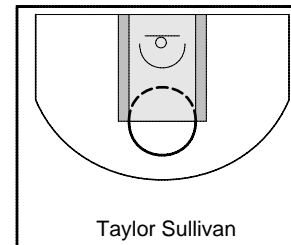
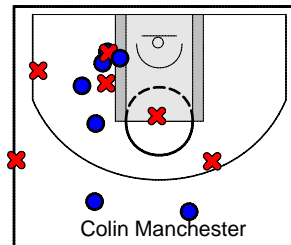
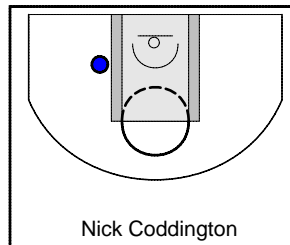
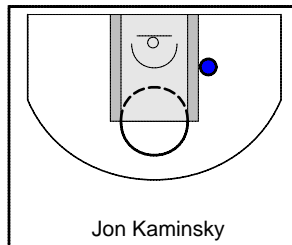
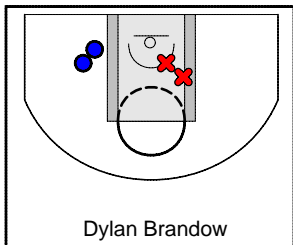
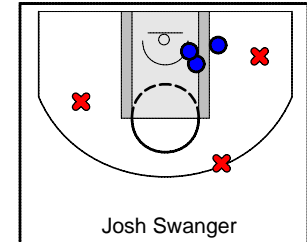
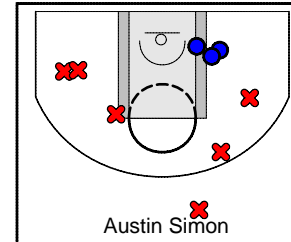

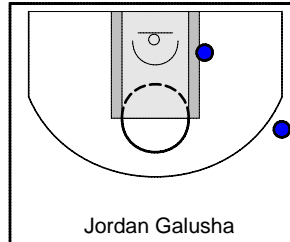
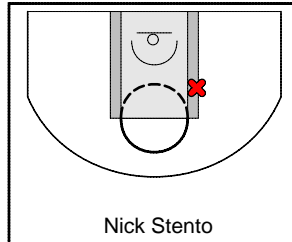
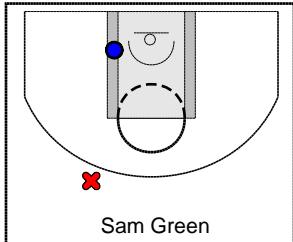
# Susquehanna Valley

12/28/10 Susquehanna Valley at Troy

	1	2	3	4	T
Susquehanna	12	24	12	20	68
Troy	11	10	11	16	48



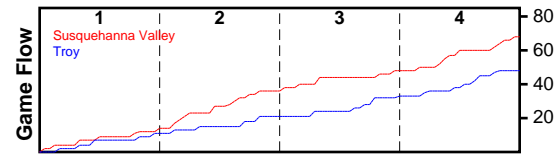
#	Name	G	MIN	FGM	FGA	FG%	2PM	2PA	2P%	3PM	3PA	3P%	FTM	FTA	FT%	OREB	DREB	REB	AST	STL	BLK	TO	PF	PTS
10	Sam Green	1	13	1	2	0.500	1	1	1.000	0	1	0.000	0	0	0.000	0	1	1	3	1	0	1	0	2
11	Nick Stento	1	7	0	1	0.000	0	1	0.000	0	0	0.000	0	0	0.000	0	0	0	1	0	0	0	1	0
13	Jordan Galusha	1	10	2	2	1.000	2	2	1.000	0	0	0.000	0	1	0.000	0	1	1	0	0	0	0	0	4
20	Taylor Deeter	1	17	0	3	0.000	0	3	0.000	0	0	0.000	0	0	0.000	0	1	1	1	1	0	0	4	0
21	Austin Simon	1	21	3	9	0.333	3	5	0.600	0	4	0.000	1	2	0.500	4	4	8	2	1	0	1	3	7
22	Josh Swanger	1	12	3	6	0.500	3	4	0.750	0	2	0.000	0	0	0.000	1	1	2	0	3	0	1	1	6
23	Dylan Brandow	1	5	2	4	0.500	2	4	0.500	0	0	0.000	1	2	0.500	1	0	1	2	1	0	0	0	5
24	Jon Kaminsky	1	7	1	1	1.000	1	1	1.000	0	0	0.000	0	0	0.000	1	1	2	0	0	0	0	1	2
30	Nick Coddington	1	4	1	1	1.000	1	1	1.000	0	0	0.000	0	0	0.000	1	0	1	0	0	0	0	1	2
32	Colin Manchester	1	16	7	13	0.538	5	10	0.500	2	3	0.667	0	1	0.000	4	1	5	0	1	0	1	5	16
33	Taylor Sullivan	1	6	0	0	0.000	0	0	0.000	0	0	0.000	0	0	0.000	0	1	1	0	0	0	0	0	0
40	Brendon Normile	1	26	5	13	0.385	5	11	0.455	0	2	0.000	3	4	0.750	4	9	13	0	3	1	3	0	13
50	Trenton Benton	1	21	5	11	0.455	4	10	0.400	1	1	1.000	0	1	0.000	6	6	12	1	0	5	0	3	11
<b>TOTALS</b>		<b>1</b>	<b>32</b>	<b>30</b>	<b>66</b>	<b>0.455</b>	<b>27</b>	<b>53</b>	<b>0.509</b>	<b>3</b>	<b>13</b>	<b>0.231</b>	<b>5</b>	<b>11</b>	<b>0.455</b>	<b>22</b>	<b>26</b>	<b>48</b>	<b>10</b>	<b>11</b>	<b>6</b>	<b>7</b>	<b>19</b>	<b>68</b>



# Troy

12/28/10 Susquehanna Valley at Troy

	1	2	3	4	T
Susquehanna	12	24	12	20	68
Troy	11	10	11	16	48



#	Name	G	MIN	FGM	FGA	FG%	2PM	2PA	2P%	3PM	3PA	3P%	FTM	FTA	FT%	OREB	DREB	REB	AST	STL	BLK	TO	PF	PTS
4	Evan Polly	1	31	0	11	0.000	0	4	0.000	0	7	0.000	1	2	0.500	0	1	1	3	0	0	1	1	1
5	Alfredo Torres	1	1	0	0	0.000	0	0	0.000	0	0	0.000	0	0	0.000	0	0	0	0	0	0	0	0	0
10	Zach Root	1	31	8	22	0.364	3	8	0.375	5	14	0.357	4	8	0.500	3	2	5	0	2	0	1	3	25
12	Jed Wright	1	32	4	12	0.333	4	9	0.444	0	3	0.000	3	6	0.500	4	1	5	0	1	0	2	1	11
15	Donnell Winiavski	1	2	0	0	0.000	0	0	0.000	0	0	0.000	0	0	0.000	0	0	0	0	0	0	0	0	0
20	Ryan Reeves	1	24	2	2	1.000	2	2	1.000	0	0	0.000	0	0	0.000	0	5	5	0	0	0	1	1	4
21	Chad Cole	1	19	1	3	0.333	1	2	0.500	0	1	0.000	1	2	0.500	6	2	8	2	1	0	1	2	3
23	Johann Voegtlen	1	4	0	0	0.000	0	0	0.000	0	0	0.000	0	0	0.000	0	0	0	0	0	0	1	0	0
31	Gordon Calkins	0	0	0	0	0.000	0	0	0.000	0	0	0.000	0	0	0.000	0	0	0	0	0	0	0	0	0
35	Daniel Nauta	1	2	0	0	0.000	0	0	0.000	0	0	0.000	0	2	0.000	0	0	0	0	0	0	0	0	0
40	Quentin Wandell	1	13	1	1	1.000	1	1	1.000	0	0	0.000	0	0	0.000	1	1	2	0	0	0	0	0	2
44	Walker West	1	7	1	2	0.500	1	2	0.500	0	0	0.000	0	0	0.000	1	3	4	0	0	0	2	2	2
<b>TOTALS</b>		<b>1</b>	<b>32</b>	<b>17</b>	<b>53</b>	<b>0.321</b>	<b>12</b>	<b>28</b>	<b>0.429</b>	<b>5</b>	<b>25</b>	<b>0.200</b>	<b>9</b>	<b>20</b>	<b>0.450</b>	<b>15</b>	<b>15</b>	<b>30</b>	<b>5</b>	<b>4</b>	<b>0</b>	<b>9</b>	<b>10</b>	<b>48</b>

